



November 11, 2016

CALL AND NOTICE OF A SPECIAL MEETING OF THE  
FINANCE AND ADMINISTRATION COMMITTEE  
OF THE  
BURBANK-GLENDALE-PASADENA AIRPORT AUTHORITY

NOTICE is hereby given that a special meeting of the Finance and Administration Committee will be held Monday, November 14, at 10:30 a.m., (or immediately following the special Commission meeting), in the Airport Skyroom of the Hollywood Burbank Airport, 2627 Hollywood Way, Burbank, California 91505.

Terri Williams, Assistant Board Secretary  
Burbank-Glendale-Pasadena Airport Authority

SPECIAL MEETING  
OF THE  
FINANCE AND ADMINISTRATION COMMITTEE

Airport Skyroom  
Monday, November 14, 2016  
10:30 A.M. or Immediately Following  
the Conclusion of the  
Special Airport Authority Meeting

***NOTE TO THE PUBLIC: Any disclosable public records related to an open session item on a special meeting agenda and distributed by the Authority to the Commission less than 72 hours prior to that meeting are available for public inspection at Hollywood Burbank Airport (2627 Hollywood Way, Burbank) in the administrative office during normal business hours.***

***As a result of the convening of this meeting of the Finance and Administration Committee, each Committee member is entitled to receive and shall be provided \$200.***



***In accordance with the Americans with Disabilities Act of 1990, if you require a disability-related modification or accommodation to attend or participate in this meeting, including auxiliary aids or services, please call the Board Secretary at (818) 840-8840 at least 48 hours prior to the meeting.***

AGENDA

1. Approval of Agenda

2. Public Comment

3. Approval of Minutes

a. October 17, 2016

***[See page 1]***

4. Treasurer's Reports

a. July 2016

***[See page 4]***

***The Treasurer's Report for July 2016 is included in the agenda packet for the Committee's review.***

5. Items for Discussion

a. Update: Available Hangar Facilities/Rate Structure

***No staff report is attached. Staff will provide the Committee with an update regarding current efforts to determine appropriate hangar appraised values and rental rates in order to address hangar vacancies.***

6. Item for Information

a. Committee Pending Items

***[See page 28]***

**Current**

(1) Vacant Aviation Hangars and Market Conditions

**Future**

(1) CMIA Quarterly Investment Review

(2) Approval of TSA OTA for Utilities and Janitorial Cost Reimbursement

(3) Award of Aviation Ramp Ground Lease; Yucaipa Companies, LLC

(4) Award of Aviation Ramp Ground Lease; United Parcel Service, Inc.

(5) Ground Lease Renewal; Hertz Equipment Rental Corporation

(6) Hangar Lease Renewal; GTC Management Services Inc.

(7) Market Conditions Analysis – Hangar Facilities

(8) New Branding Food & Beverage Concession

7. Other Contracts and Leases

8. Adjournment

Subject to Approval

**MINUTES OF THE REGULAR MEETING OF THE  
FINANCE AND ADMINISTRATION COMMITTEE  
BURBANK-GLENDALE-PASADENA AIRPORT AUTHORITY**

**MONDAY, OCTOBER 17, 2016**

A regular meeting of the Finance and Administration Committee was called to order on this date in the Airport Skyroom of the Burbank-Glendale-Pasadena Airport Authority, 2627 Hollywood Way, Burbank, California, at 9:40 a.m., by Chairman Tornek.

AB 23 Disclosure: The Senior Deputy Executive Director announced that, as a result of the convening of this meeting of the Finance and Administration Committee, each Committee member is entitled to receive and shall be provided \$200.

**ROLL CALL**

**Present:** Commissioners Tornek, Friedman and Adams

**Absent:** None

**Also Present:** Staff: John Hatanaka, Senior Deputy Executive Director; Dan Feger, Director, Development Services (joined meeting at approximately 9:50 a.m.); Ed Skvarna, Director of Public Safety/Chief, Airport Authority Police Department; and Madeleine Zavala, Manager, Business and Property

Aon Risk Insurance Services West, Inc.:  
Lee E. Myles, Senior Vice President, West Region Aviation Practice Leader; and Linda J. Dorn, CPCU, Senior Property Broker, Aon Risk Solutions West

**1. Approval of Agenda**

**2. Public Comment**

There were no public speakers.

**3. Approval of Minutes**

**a. September 19, 2016**

Draft minutes for the September 19, 2016, Finance and Administration Committee meeting were presented for approval.

**Motion**

Commissioner Friedman moved approval of the minutes, seconded by Commissioner Adams.

**Motion Approved**

There being no objection, the minutes were unanimously approved (3-0).

**4. Contracts and Leases**

**a. First Amendment to Lease and Concession Agreement  
BRICKANDMORTAR.ME, INC.**

Staff presented a proposed First Amendment to the Lease and Concession Agreement with BRICKANDMORTAR.ME, INC., dba Up Pup 'N' Away, for an additional 16 square feet of space to support additional merchandise display and storage space.

In July 2016 Up Pup 'N' Away began staffing a 40-square foot retail kiosk located in Terminal A selling products for pets and their owners. The initial term of the Agreement is for one year, with five one-year extension options and will generate a minimum annual guarantee of \$15,000 and \$720 in space rent annually. The proposed amendment will increase the total space rent received by an additional \$288 annually.

Staff recommended that the Committee recommend to the Commission approval of the proposed First Amendment to the Authority's Lease and Concession Agreement with BRICKANDMORTAR.ME, INC.

**Motion**

Commissioner Friedman moved approval of Staff's recommendation, seconded by Commissioner Adams.

**Motion Approved**

The motion was approved unanimously (3-0); the Committee concurred with Staff's suggestion to include this item in the Consent Calendar when it is presented to the Commission.

**5. Items for Discussion**

**a. Results of FY 2017 Insurance Program Renewal**

Staff introduced Lee E. Myles and Linda J. Dorn of Aon Risk Insurance Services West, the Authority's insurance broker. Mr. Myles and Ms. Dorn reviewed with the Committee the renewal premiums and coverage limits of the Authority's various insurance policies for FY 2016/2017. At the Committee's request, a comparison between FY 2015/2016 and FY 2016/2017 renewals will be prepared by Aon for e-mailing to the Committee.

**6. Items for Information**

**a. Committee Pending Items**

**Current**

- 1) Results of FY 2017 Insurance Program Renewal** Please see agenda item 5.a. above.

**Future**

- 2) Vacant Airport Hangars and Market Conditions**

**7. Other Contracts and Leases**

There were no other contracts and leases to be discussed.

**8. Adjournment**

There being no further business, the meeting was adjourned at 10:05 a.m.



DRAFT

November 14, 2016

Burbank-Glendale-Pasadena Airport Authority  
2627 Hollywood Way  
Burbank, CA 91505

Dear Commissioners:

The attached report, covering the month of July 2016, fulfills the legal requirements of the California Code and our Investment Policy. Based on projected income and expenses, as well as investment liquidity, there will be sufficient funds available to meet the needs of the Airport Authority for the six month period following the date of the attached report.

Sincerely,

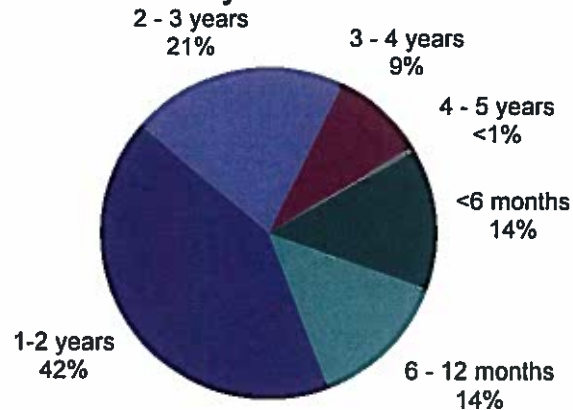
Ross Selvidge  
Treasurer

Attachments

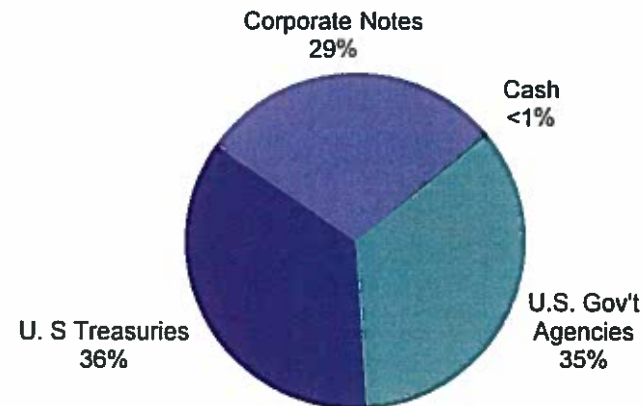
# Operating Portfolio Investment Guidelines Conformance as of July 31, 2016

	Legal Max Maturity	Actual Max Maturity	Policy Maximum	Policy Actual
U.S. Gov Agencies	5 Years	3.12 Years	70%	35%
Corporate Notes	5 Years	4.26 Years	30%	29%
LAIF	N/A	N/A	\$20 mil	N/A
Bankers Acceptances	6 Months	N/A	15%	N/A
Negotiable Certificates of Deposit	5 Years	N/A	15%	N/A
Non-Negotiable Certificates of Deposit	5 Years	N/A	15%	N/A
Commercial Paper	270 Days	N/A	15%	N/A
Repurchase Agreements	1 Year	N/A	10%	N/A
Money Market Fund	N/A	N/A	15%	<1%
U.S. Gov Securities (Treasuries)	5 Years	3.42 Years	No Limit	36%

### Maturity Distribution



### Sector Allocation

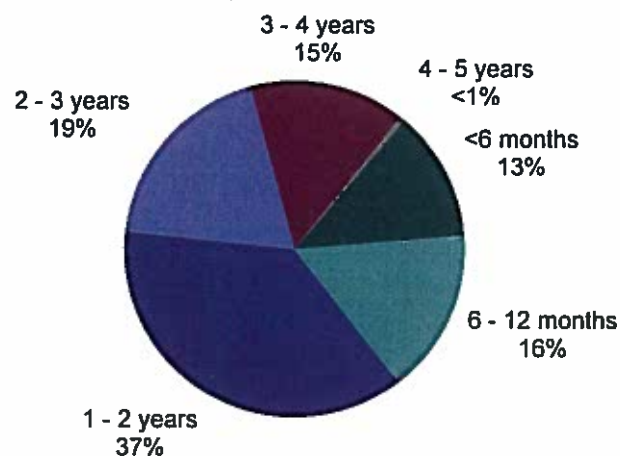




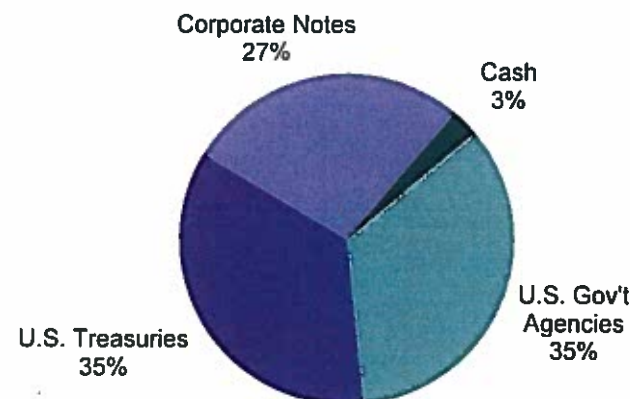
# PFC Portfolio Investment Guidelines Conformance as of July 31, 2016

	Legal Max Maturity	Actual Max Maturity	Policy Maximum	Policy Actual
U.S. Gov Agencies	5 Years	3.12 Years	70%	35%
Corporate Notes	5 Years	4.26 Years	30%	27%
LAIF	N/A	N/A	\$20 mil	N/A
Bankers Acceptances	6 Months	N/A	15%	N/A
Negotiable Certificates of Deposit	5 Years	N/A	15%	N/A
Non-Negotiable Certificates of Deposit	5 Years	N/A	15%	N/A
Commercial Paper	270 Days	N/A	15%	N/A
Repurchase Agreements	1 Year	N/A	10%	N/A
Money Market Fund	N/A	N/A	15%	3%
U.S. Gov Securities (Treasuries)	5 Years	3.42 Years	No Limit	35%

Maturity Distribution



Sector Allocation



**Burbank-Glendale-Pasadena Airport Authority - Operating Account**  
**Statement of Investments**  
**As of 07/31/16**

Purchase Date	Type of Investment	CUSIP	Coupon	Maturity Date	Eff. Mat. Date	Par Value	Purchase Cost	Market Value	Unrealized Gain/Loss	YTM	Days to Eff. Mat.	% Mkt Value
07/31/16	Columbia Treasury Reserves	097101307	0.000	07/31/16	07/31/16	\$ 276,186	\$ 276,186	\$ 276,186	\$ -	0.00%	0	0.13%
08/20/13	Caterpillar Financial Services	14912L4X6	2.050	08/01/16	08/01/16	1,260,000	1,284,220	1,260,000	(24,220)	2.03%	1	0.60%
08/05/13	Halliburton Company	406216BB6	1.000	08/01/16	08/01/16	575,000	574,563	575,000	437	1.00%	1	0.27%
05/06/16	Apple Inc	037833AP5	0.934	05/06/19	08/06/16	1,200,000	1,196,747	1,203,470	6,723	0.97%	6	0.58%
04/19/16	FFCB	3133EEZ52	0.517	03/22/18	08/22/16	5,000,000	4,986,879	4,991,730	4,851	0.63%	22	2.39%
02/21/13	Coca-Cola Company (The)	191216AU4	1.800	09/01/16	09/01/16	1,450,000	1,486,511	1,451,533	(34,978)	0.61%	32	0.69%
03/02/16	Johnson & Johnson	478160BW3	0.943	03/01/19	09/01/16	1,500,000	1,502,346	1,505,145	2,799	0.91%	32	0.72%
10/09/13	PNC Bank NA	69349LAN8	1.300	10/03/16	09/03/16	1,280,000	1,285,273	1,280,381	(4,892)	1.13%	34	0.61%
04/28/16	American Express Credit Corp	0258M0DY2	1.706	09/14/20	09/14/16	700,000	703,049	706,163	3,114	1.61%	45	0.34%
04/25/16	Home Depot Inc	437076BJ0	1.023	09/15/17	09/15/16	1,000,000	1,003,966	1,003,252	(714)	0.84%	46	0.48%
12/08/14	General Electric Capital Corp	36962G6X7	1.363	04/02/18	10/02/16	1,690,000	1,707,900	1,700,573	(7,327)	1.10%	63	0.81%
01/21/16	Oracle Corporation	68389XAR6	1.260	01/15/19	10/15/16	1,170,000	1,173,824	1,177,749	3,925	1.08%	76	0.56%
07/08/15	Wells Fargo & Company	94974BFK1	1.345	04/23/18	10/23/16	1,500,000	1,502,735	1,504,140	1,405	1.24%	84	0.72%
11/26/13	Key Bank NA	49327M2J2	1.100	11/25/16	10/25/16	500,000	499,620	500,157	537	1.00%	86	0.24%
10/15/13	Treasury Note	912828RM4	1.000	10/31/16	10/31/16	3,970,000	4,005,203	3,977,055	(28,148)	0.30%	92	1.90%
09/12/14	Procter & Gamble Co	742718ED7	0.750	11/04/16	11/04/16	1,000,000	999,680	1,000,225	545	0.66%	96	0.48%
03/20/14	Comcast Corporation	20030NAP6	6.500	01/15/17	01/15/17	1,375,000	1,522,824	1,410,010	(112,814)	0.95%	168	0.67%
12/30/13	Pfizer Inc	717081DD2	0.900	01/15/17	01/15/17	1,460,000	1,455,228	1,460,993	5,765	0.75%	168	0.70%
04/03/14	Treasury Note	912828SC5	0.875	01/31/17	01/31/17	2,050,000	2,049,920	2,054,565	4,645	0.43%	184	0.98%
04/26/16	Ace InA Holdings Inc	00440EAJ6	5.700	02/15/17	02/15/17	900,000	934,731	922,811	(11,920)	1.02%	199	0.44%
12/03/12	Walt Disney Co	25468PCS3	1.125	02/15/17	02/15/17	1,200,000	1,205,120	1,202,484	(2,636)	0.74%	199	0.57%
06/12/14	Branch Banking and Trust Company	07330NAH8	1.000	04/03/17	03/03/17	1,028,000	1,025,372	1,028,964	3,592	0.86%	215	0.49%
10/16/12	FHLMC	3137EADC0	1.000	03/08/17	03/08/17	6,000,000	6,045,930	6,017,010	(28,920)	0.53%	220	2.88%
05/20/14	US Bancorp	91159HHD5	1.650	05/15/17	04/15/17	1,500,000	1,519,595	1,507,869	(11,726)	0.98%	258	0.72%
05/21/12	FNMA	3135G0JA2	1.125	04/27/17	04/27/17	4,550,000	4,575,085	4,568,399	(6,686)	0.58%	270	2.18%
05/06/14	State Street Corporation	857477AD5	5.375	04/30/17	04/30/17	1,000,000	1,093,220	1,032,929	(60,291)	0.97%	273	0.49%
02/03/14	FHLB	3133XKQX6	4.875	05/17/17	05/17/17	4,375,000	4,868,587	4,522,302	(346,285)	0.65%	290	2.16%
01/28/15	FHLB	313379DD8	1.000	06/21/17	06/21/17	4,000,000	4,027,520	4,012,004	(15,516)	0.66%	325	1.92%
08/02/12	Treasury Note	912828TG5	0.500	07/31/17	07/31/17	1,275,000	1,266,020	1,273,705	7,685	0.60%	365	0.61%
07/14/16	Duke Energy Florida LLC	341099CG2	5.800	09/15/17	09/15/17	675,000	713,016	710,444	(2,572)	1.10%	411	0.34%
09/29/15	FNMA Bench	3135G0ZL0	1.000	09/27/17	09/27/17	3,000,000	3,016,945	3,011,022	(5,923)	0.68%	423	1.44%
04/19/16	Treasury Note	912828TS9	0.625	09/30/17	09/30/17	7,750,000	7,743,340	7,749,698	6,358	0.63%	426	3.70%
11/02/12	Treasury Note	912828TW0	0.750	10/31/17	10/31/17	10,950,000	10,952,602	10,967,109	14,507	0.62%	457	5.24%
06/01/16	Praxair Inc	74005PBC7	1.050	11/07/17	11/07/17	685,000	683,718	686,088	2,370	0.92%	464	0.33%
04/19/16	FHLB	3133XMQ87	5.000	11/17/17	11/17/17	2,500,000	2,665,725	2,638,413	(27,312)	0.71%	474	1.26%

**Burbank-Glendale-Pasadena Airport Authority - Operating Account**  
**Statement of Investments**  
**As of 07/31/16**

Purchase Date	Type of Investment	CUSIP	Coupon	Maturity Date	Eff. Mat. Date	Par Value	Purchase Cost	Market Value	Unrealized Gain/Loss	YTM	Days to Eff. Mat.	% Mkt Value
09/10/14	FHLMC Reference Notes	3137EABA6	5.125	11/17/17	11/17/17	5,200,000	5,834,036	5,491,621	(342,415)	0.78%	474	2.62%
10/07/14	Mellife Inc	59156RBK3	1.903	12/15/17	12/15/17	800,000	805,636	806,338	702	1.32%	502	0.39%
05/06/14	Bank of New York Mellon Corp	06406HCE7	1.300	01/25/18	12/25/17	1,000,000	992,963	1,003,734	10,771	1.05%	512	0.48%
04/19/16	FHLMC Reference Notes	3137EADN6	0.750	01/12/18	01/12/18	3,750,000	3,748,050	3,751,388	3,338	0.72%	530	1.79%
08/07/15	Fifth Third Bank	31677QAV1	1.450	02/28/18	01/28/18	1,000,000	996,120	1,004,731	8,611	1.15%	546	0.48%
12/23/13	FNMA Benchmark Notes	3135G0TG8	0.875	02/08/18	02/08/18	6,000,000	5,904,390	6,013,368	108,978	0.73%	557	2.87%
11/18/15	Exxon Mobil Corp	30231GAL6	1.305	03/06/18	03/06/18	700,000	701,862	704,067	2,205	0.94%	583	0.34%
06/27/16	FHLB	3130A4GJ5	1.125	04/25/18	04/25/18	1,520,000	1,530,579	1,529,369	(1,210)	0.77%	633	0.73%
09/25/15	Boeing Co	097023BE4	0.950	05/15/18	05/15/18	944,000	938,314	945,302	6,988	0.87%	653	0.45%
03/11/14	Merck & Co Inc	58933YAG0	1.300	05/18/18	05/18/18	1,350,000	1,339,553	1,362,582	23,029	0.78%	656	0.65%
06/29/16	Chevron Corp	166764AE0	1.718	06/24/18	05/24/18	900,000	908,865	911,976	3,111	1.01%	662	0.44%
12/03/14	Treasury Note	912828VE7	1.000	05/31/18	05/31/18	13,010,000	12,972,601	13,086,733	114,132	0.68%	669	6.25%
08/05/15	FHLMC	3137EABP3	4.875	06/13/18	06/13/18	5,500,000	6,011,095	5,917,241	(93,854)	0.78%	682	2.83%
07/06/15	Southern California Gas Company	842434CNO	1.550	06/15/18	06/15/18	1,175,000	1,182,360	1,184,601	2,241	1.11%	684	0.57%
04/19/16	Treasury Note	912828XK1	0.875	07/15/18	07/15/18	7,750,000	7,762,715	7,780,273	17,558	0.67%	714	3.72%
04/19/16	FNMA Benchmark Notes	3135G0E33	1.125	07/20/18	07/20/18	3,750,000	3,771,825	3,776,100	4,275	0.77%	719	1.80%
07/06/15	Nevada Power Company	641423BW7	6.500	08/01/18	08/01/18	1,050,000	1,189,265	1,160,495	(28,770)	1.18%	731	0.55%
08/07/15	3M Company	88579YAP6	1.375	08/07/18	08/07/18	900,000	898,398	907,819	9,421	0.94%	737	0.43%
12/18/15	Berkshire Hathaway Finance Corp	084664BY6	2.000	08/15/18	08/15/18	1,550,000	1,577,051	1,580,599	3,548	1.02%	745	0.76%
08/18/15	Treasury Note	912828RE2	1.500	08/31/18	08/31/18	6,400,000	6,482,133	6,508,250	26,117	0.68%	761	3.11%
04/19/16	FNMA	3135G0E58	1.125	10/19/18	10/19/18	3,750,000	3,772,538	3,776,471	3,933	0.80%	810	1.80%
12/24/15	Simon Property Group LP	828807CQ8	2.200	02/01/19	11/01/18	865,000	875,364	884,699	9,335	1.27%	823	0.42%
11/03/15	Microsoft Corporation	594918BF0	1.300	11/03/18	11/03/18	650,000	649,898	654,764	4,866	0.97%	825	0.31%
04/13/16	Commonwealth Edison Company	202795JC5	2.150	01/15/19	12/15/18	1,000,000	1,018,088	1,019,634	1,546	1.34%	867	0.49%
09/25/15	Manufacturers & Traders Trust Co	55279HAE0	2.300	01/30/19	12/30/18	1,000,000	1,013,451	1,019,828	6,377	1.49%	882	0.49%
12/01/15	Treasury Note	912828A75	1.500	12/31/18	12/31/18	500,000	503,516	509,492	5,976	0.71%	883	0.24%
06/10/16	John Deere Capital Corp	24422ETE9	1.950	01/08/19	01/08/19	1,200,000	1,222,064	1,225,270	3,206	1.07%	891	0.59%
07/01/15	Treasury Note	912828SD3	1.250	01/31/19	01/31/19	4,000,000	4,003,594	4,053,124	49,530	0.71%	914	1.94%
01/14/16	IBM Corp	459200HT1	1.950	02/12/19	02/12/19	1,150,000	1,164,229	1,177,015	12,786	1.01%	926	0.56%
02/26/16	Cisco Systems Inc	17275RAE2	4.950	02/15/19	02/15/19	1,050,000	1,156,947	1,151,107	(5,840)	1.10%	929	0.55%
01/21/15	Union Pacific Corporation	907818DW5	2.250	02/15/19	02/15/19	1,050,000	1,078,576	1,077,923	(653)	1.19%	929	0.52%
06/30/16	Treasury Note	912828P53	0.750	02/15/19	02/15/19	5,000,000	5,008,984	5,003,125	(5,859)	0.73%	929	2.39%
07/11/16	JP Morgan Chase & CO	46625HQU7	1.850	03/22/19	02/22/19	1,710,000	1,731,443	1,729,027	(2,416)	1.42%	936	0.83%
09/15/14	Unitedhealth Group Inc	91324PCB6	1.625	03/15/19	03/15/19	720,000	706,025	727,877	21,852	1.20%	957	0.35%
12/07/15	FHLMC	3137EACA5	3.750	03/27/19	03/27/19	3,500,000	3,763,900	3,766,602	2,702	0.85%	969	1.80%

**Burbank-Glendale-Pasadena Airport Authority - Operating Account**  
**Statement of Investments**  
**As of 07/31/16**

Purchase Date	Type of Investment	CUSIP	Coupon	Maturity Date	Eff. Mat. Date	Par Value	Purchase Cost	Market Value	Unrealized Gain/Loss	YTM	Days to Eff. Mat.	% Mkt Value
04/16/16	Lowes Companies Inc	548661DL8	1.150	04/15/19	04/15/19	1,000,000	998,565	1,008,299	9,734	0.84%	988	0.48%
09/12/14	Public Service Electric And Gas	74456QBG0	1.800	06/01/19	05/01/19	1,129,000	1,122,407	1,149,793	27,386	1.14%	1004	0.55%
12/08/14	Target Corporation	87612EBB1	2.300	06/26/19	06/26/19	1,005,000	1,027,143	1,038,727	11,584	1.12%	1060	0.50%
03/17/15	FNMA Bench	3135G0ZG1	1.750	09/12/19	09/12/19	4,500,000	4,545,910	4,615,772	69,862	0.91%	1138	2.21%
04/01/16	Treasury Note	912828F62	1.500	10/31/19	10/31/19	3,905,000	3,970,134	3,989,356	19,222	0.83%	1187	1.91%
05/26/15	Arizona Public Service Company	040555CR3	2.200	01/15/20	12/15/19	950,000	956,522	970,626	14,104	1.55%	1232	0.46%
01/19/16	Treasury Note	912828G95	1.625	12/31/19	12/31/19	2,750,000	2,797,266	2,821,866	24,600	0.85%	1248	1.35%
04/21/16	Pepsico Inc	713448BN7	4.500	01/15/20	01/15/20	1,300,000	1,445,831	1,441,484	(4,347)	1.28%	1263	0.69%
04/25/16	Medtronic Inc	585055BG0	2.500	03/15/20	03/15/20	1,200,000	1,241,266	1,249,153	7,887	1.34%	1323	0.60%
05/08/15	United Technologies Corporation	913017BR9	4.500	04/15/20	04/15/20	1,150,000	1,283,709	1,285,214	1,505	1.25%	1354	0.61%
03/08/16	Public Service Company of Colorado	744448CD1	3.200	11/15/20	05/15/20	1,080,000	1,135,783	1,157,962	22,179	1.46%	1384	0.55%
04/21/16	Travelers Cos Inc	89417EAG4	3.900	11/01/20	11/01/20	900,000	984,932	985,148	216	1.59%	1554	0.47%
	<b>Subtotal</b>					<b>\$192,607,186</b>	<b>\$196,279,096</b>	<b>\$195,805,523</b>	<b>\$ (473,573)</b>	<b>0.81%</b>	<b>584</b>	<b>93.58%</b>
	Local Agency Investment Fund (LAIF)					13,434,736	13,434,736	13,443,082	8,346	0.59%	169	6.42%
	<b>Subtotal</b>					<b>\$206,041,922</b>	<b>\$209,713,832</b>	<b>\$209,248,605</b>	<b>\$ (465,227)</b>	<b>0.79%</b>	<b>557</b>	<b>100.00%</b>
	Operating Bank Balance						2,369,631					
	<b>TOTAL</b>						<b>\$212,083,463</b>					

**Burbank-Glendale-Pasadena Airport Authority - Operating Account**  
**Statement of Purchases - Maturities - Sales**  
**As of 07/31/16**

**PURCHASES**

Purchase Date	Type of Investment	CUSIP	Coupon	Maturity Date	Par Value	Purchase Price	Purchase Cost	Prepaid Interest
07/11/16	JP Morgan Chase & CO	46625HQU7	1.850	03/22/19	1,710,000.00	101.25400	\$ 1,731,443.40	\$ (9,490.50)
07/14/16	Duke Energy Florida LLC	341099CG2	5.800	09/15/17	675,000.00	105.63200	713,016.00	(12,941.25)
							-	-
							-	-
							-	-
<b>TOTAL PURCHASES</b>					<b>\$ 2,385,000.00</b>		<b>\$ 2,444,459.40</b>	<b>\$ (22,431.75)</b>

**MATURITIES**

Purchase Date	Type of Investment	CUSIP	Coupon	Maturity Date	Par Value	Purchase Price	Purchase Cost	Gain / (Loss)
02/19/13	JPMorgan Chase & Co	46625HJA9	3.150	07/05/16	\$ 1,615,000.00	103.86870	\$ 1,677,479.45	\$ (62,479.45)
07/11/13	Duke Energy Indiana Inc	263901AE0	0.979	07/11/16	705,000.00	100.15812	706,114.75	(1,114.75)
							-	-
							-	-
<b>TOTAL MATURITIES</b>					<b>\$ 2,320,000.00</b>		<b>\$ 2,383,594.20</b>	<b>\$ (63,594.20)</b>

**SALES / REDEMPTIONS**

Purchase Date	Type of Investment	CUSIP	Coupon	Maturity Date	Sale Date	Par Value	Sale Price	Sale Amount	Purchase Cost	Gain / (Loss)
								\$ -		\$ -
								-		-
								-		-
								-		-
<b>TOTAL SALES</b>						<b>\$ -</b>		<b>\$ -</b>	<b>\$ -</b>	<b>\$ -</b>

**Burbank-Glendale-Pasadena Airport Authority - Operating Account**

**Earnings Report**

**07/01/16-07/31/16**

Type of Investment		Coupon	Maturity Date	Previous Accrual	Realized Interest For Period	Interest Paid At Purc/Recv	Current Accrual	Interest Earned	Amrt/Acrrt For Period	Adjusted Total Int. Earned
<b>FIXED INCOME</b>										
JPMorgan Chase & Co	NOTE	3.150	07/05/16	24,871.00	25,436.25	-	-	565.25	(364.19)	201.06
Duke Energy Indiana Inc	NOTE	0.979	07/11/16	1,533.46	1,744.30	-	-	210.84	(11.80)	199.04
Caterpillar Financial Services	NOTE	2.050	08/01/16	10,762.50	-	-	12,915.00	2,152.50	(1,122.98)	1,029.52
Halliburton Company	NOTE	1.000	08/01/16	2,395.83	-	-	2,875.00	479.17	12.18	491.35
Coca-Cola Company (The)	NOTE	1.800	09/01/16	8,700.00	-	-	10,875.00	2,175.00	(1,270.74)	904.26
PNC Bank NA	NOTE	1.300	10/03/16	4,067.55	-	-	5,454.23	1,386.68	(325.13)	1,061.55
Treasury Note	NOTE	1.000	10/31/16	6,688.59	-	-	10,032.88	3,344.29	(981.37)	2,362.92
Procter & Gamble Co	NOTE	0.750	11/04/16	1,187.50	-	-	1,812.50	625.00	12.43	637.43
Key Bank NA	NOTE	1.100	11/25/16	550.00	-	-	1,008.33	458.33	10.87	469.20
Comcast Corporation	NOTE	6.500	01/15/17	41,211.81	44,687.50	-	3,972.23	7,447.92	(6,201.42)	1,246.50
Pfizer Inc	NOTE	0.900	01/15/17	6,059.00	6,570.00	-	584.00	1,095.00	78.13	1,173.13
Treasury Note	MTN	0.875	01/31/17	7,490.38	8,968.75	-	48.74	1,527.11	2.40	1,529.51
Ace InA Holdings Inc	NOTE	5.700	02/15/17	19,380.00	-	-	23,655.00	4,275.00	(3,605.29)	669.71
Walt Disney Co	MTN	1.125	02/15/17	5,100.00	-	-	6,225.00	1,125.00	(204.18)	920.82
FHLMC	NOTE	1.000	03/08/17	18,833.33	-	-	23,833.33	5,000.00	(1,029.26)	3,970.74
Branch Banking and Trust Company	MTN	1.000	04/03/17	2,512.89	-	-	3,369.56	856.67	90.27	946.94
FNMA	NOTE	1.125	04/27/17	9,100.00	-	-	13,365.63	4,265.63	(632.13)	3,633.50
State Street Corporation	NOTE	5.375	04/30/17	9,107.64	-	-	13,586.80	4,479.16	(3,575.76)	903.40
US Bancorp	NOTE	1.650	05/15/17	3,162.50	-	-	5,225.00	2,062.50	(746.62)	1,315.88
FHLB	NOTE	4.875	05/17/17	26,067.71	-	-	43,841.15	17,773.44	(14,292.63)	3,480.81
FHLB	NOTE	1.000	06/21/17	1,092.90	-	-	4,480.87	3,387.97	(975.00)	2,412.97
Treasury Note	NOTE	0.500	07/31/17	2,662.09	3,187.50	-	17.32	542.73	155.32	698.05
Duke Energy Florida LLC	NOTE	5.800	09/15/17	-	-	12,941.25	14,790.00	1,848.75	(1,535.09)	313.66
Home Depot Inc	NOTE	1.023	09/15/17	454.44	-	-	1,334.93	880.49	(242.50)	637.99
FNMA Bench	NOTE	1.000	09/27/17	7,833.34	-	-	10,333.34	2,500.00	(708.02)	1,791.98
Treasury Note	NOTE	0.625	09/30/17	12,175.55	-	-	16,278.18	4,102.63	390.29	4,492.92
Treasury Note	NOTE	0.750	10/31/17	13,836.28	-	-	20,754.42	6,918.14	(203.85)	6,714.29
Praxair Inc	NOTE	1.050	11/07/17	1,078.88	-	-	1,678.25	599.37	74.58	673.95
FHLB	NOTE	5.000	11/17/17	15,277.78	-	-	25,694.44	10,416.66	(8,753.09)	1,663.57
FHLMC Reference Notes	NOTE	5.125	11/17/17	32,572.22	-	-	54,780.56	22,208.34	(16,583.33)	5,625.01
Metlife Inc	NOTE	1.903	12/15/17	676.62	-	-	1,945.28	1,268.66	(147.30)	1,121.36
FHLMC Reference Notes	NOTE	0.750	01/12/18	13,203.13	14,062.50	-	1,484.38	2,343.75	93.90	2,437.65
Bank of New York Mellon Corp	NOTE	1.300	01/25/18	5,633.33	6,500.00	-	216.67	1,083.34	139.73	1,223.07
FNMA Benchmark Notes	NOTE	0.875	02/08/18	20,854.16	-	-	25,229.16	4,375.00	2,127.74	6,502.74



**Burbank-Glendale-Pasadena Airport Authority - Operating Account**  
**Earnings Report**  
**07/01/16-07/31/16**

Type of Investment		Coupon	Maturity Date	Previous Accrual	Realized Interest For Period	Interest Paid At Purc/Recv	Current Accrual	Interest Earned	Amrt/Accrt For Period	Adjusted Total Int. Earned
Fifth Third Bank	NOTE	1.450	02/28/18	4,873.62	-	-	6,081.94	1,208.32	136.54	1,344.86
Exxon Mobil Corp	NOTE	1.305	03/06/18	2,918.13	-	-	3,679.38	761.25	(67.46)	693.79
FFCB	NOTE	0.517	03/22/18	597.56	1,991.88	-	718.61	2,112.93	579.41	2,692.34
General Electric Capital Corp	NOTE	1.363	04/02/18	5,760.16	5,781.27	-	1,920.06	1,941.17	(541.97)	1,399.20
Wells Fargo & Company	NOTE	1.345	04/23/18	3,645.79	4,808.21	-	504.19	1,666.61	(89.53)	1,577.08
FHLB	NOTE	1.125	04/25/18	3,135.00	-	-	4,560.00	1,425.00	(482.34)	942.66
Boeing Co	NOTE	0.950	05/15/18	1,145.91	-	-	1,893.25	747.34	181.02	928.36
Merck & Co Inc	NOTE	1.300	05/18/18	2,096.24	-	-	3,558.75	1,462.51	155.26	1,617.77
Treasury Note	NOTE	1.000	05/31/18	11,019.40	-	-	22,038.80	11,019.40	782.46	11,801.86
FHLMC	NOTE	4.875	06/13/18	13,406.25	-	-	35,750.00	22,343.75	(17,787.45)	4,556.30
Southern California Gas Company	NOTE	1.550	06/15/18	809.45	-	-	2,327.16	1,517.71	(273.94)	1,243.77
Chevron Corp	NOTE	1.718	06/24/18	300.65	-	-	1,589.15	1,288.50	(388.25)	900.25
Treasury Note	NOTE	0.875	07/15/18	31,298.08	33,906.25	-	3,132.64	5,740.81	(482.45)	5,258.36
FNMA Benchmark Notes	NOTE	1.125	07/20/18	18,867.19	21,093.75	-	1,289.06	3,515.62	(807.33)	2,708.29
Nevada Power Company	NOTE	6.500	08/01/18	28,437.49	-	-	34,125.00	5,687.51	(4,159.45)	1,528.06
3M Company	NOTE	1.375	08/07/18	4,950.00	-	-	5,981.25	1,031.25	44.50	1,075.75
Berkshire Hathaway Finance Corp	NOTE	2.000	08/15/18	11,711.11	-	-	14,294.44	2,583.33	(899.66)	1,683.67
Treasury Note	NOTE	1.500	08/31/18	32,086.96	-	-	40,173.92	8,086.96	(2,309.02)	5,777.94
FNMA	NOTE	1.125	10/19/18	8,437.50	-	-	11,953.13	3,515.63	(751.25)	2,764.38
Microsoft Corporation	NOTE	1.300	11/03/18	1,361.38	-	-	2,065.56	704.18	2.55	706.73
Treasury Note	NOTE	1.500	12/31/18	20.38	-	-	652.17	631.79	(96.79)	535.00
John Deere Capital Corp	NOTE	1.950	01/08/19	11,245.00	11,700.00	-	1,495.00	1,950.00	(713.28)	1,236.72
Commonwealth Edison Company	NOTE	2.150	01/15/19	9,913.89	10,750.00	-	955.55	1,791.66	(566.04)	1,225.62
Oracle Corporation	NOTE	1.260	01/15/19	3,023.89	3,573.70	-	696.21	1,246.02	(115.38)	1,130.64
Manufacturers & Traders Trust Co	NOTE	2.300	01/30/19	9,647.23	11,500.00	-	63.89	1,916.66	(374.86)	1,541.80
Treasury Note	NOTE	1.250	01/31/19	20,879.12	25,000.00	-	135.87	4,256.75	(85.04)	4,171.71
Simon Property Group LP	NOTE	2.200	02/01/19	7,929.16	-	-	9,515.00	1,585.84	(328.58)	1,257.26
IBM Corp	NOTE	1.950	02/12/19	8,658.54	-	-	10,527.29	1,868.75	(404.57)	1,464.18
Cisco Systems Inc	NOTE	4.950	02/15/19	19,635.00	-	-	23,966.25	4,331.25	(3,056.14)	1,275.11
Treasury Note	NOTE	0.750	02/15/19	14,114.01	-	-	17,307.69	3,193.68	(290.12)	2,903.56
Union Pacific Corporation	NOTE	2.250	02/15/19	8,925.00	-	-	10,893.76	1,968.76	(687.24)	1,281.52
Johnson & Johnson	NOTE	0.943	03/01/19	1,178.81	-	-	2,396.92	1,218.11	(69.50)	1,148.61
Unitedhealth Group Inc	NOTE	1.625	03/15/19	3,445.00	-	-	4,420.00	975.00	258.80	1,233.80
JP Morgan Chase & CO	NOTE	1.850	03/22/19	-	-	9,490.50	11,248.00	1,757.50	(455.76)	1,301.74
FHLMC	NOTE	3.750	03/27/19	34,270.83	-	-	45,208.33	10,937.50	(6,652.94)	4,284.56

**Burbank-Glendale-Pasadena Airport Authority - Operating Account  
Earnings Report  
07/01/16-07/31/16**

Type of Investment	Coupon	Maturity Date	Previous Accrual	Realized Interest For Period	Interest Paid At Purc/Recv	Current Accrual	Interest Earned	Amrt/Acrt For Period	Adjusted Total Int. Earned	
Lowes Companies Inc	NOTE	1.150	04/15/19	2,268.06	-	-	3,226.39	958.33	40.17	998.50
Apple Inc	NOTE	0.934	05/06/19	1,743.65	-	-	2,708.89	965.24	92.10	1,057.34
Public Service Electric And Gas	NOTE	1.800	06/01/19	1,693.50	-	-	3,387.00	1,693.50	90.00	1,783.50
Target Corporation	NOTE	2.300	06/26/19	321.05	-	-	2,247.29	1,926.24	(509.90)	1,416.34
FNMA Bench	NOTE	1.750	09/12/19	23,843.75	-	-	30,406.25	6,562.50	(913.80)	5,648.70
Treasury Note	NOTE	1.500	10/31/19	9,868.61	-	-	14,802.92	4,934.31	(1,543.70)	3,390.61
Treasury Note	NOTE	1.625	12/31/19	121.44	-	-	3,885.87	3,764.43	(1,078.80)	2,685.63
Arizona Public Service Company	NOTE	2.200	01/15/20	9,637.23	10,450.00	-	928.89	1,741.66	(139.52)	1,602.14
Pepsico Inc	NOTE	4.500	01/15/20	26,975.00	29,250.00	-	2,600.00	4,875.00	(3,292.49)	1,582.51
Medtronic Inc	NOTE	2.500	03/15/20	8,833.33	-	-	11,333.33	2,500.00	(884.29)	1,615.71
United Technologies Corporation	NOTE	4.500	04/15/20	10,925.00	-	-	15,237.50	4,312.50	(2,441.44)	1,871.06
American Express Credit Corp	NOTE	1.706	09/14/20	563.80	-	-	1,591.89	1,028.09	(60.24)	967.85
Travelers Cos Inc	NOTE	3.900	11/01/20	5,850.00	-	-	8,775.00	2,925.00	(1,581.69)	1,343.31
Public Service Company of Colorado	NOTE	3.200	11/15/20	4,416.00	-	-	7,296.00	2,880.00	(1,126.97)	1,753.03
<b>Subtotal</b>				<b>\$ 782,936.56</b>	<b>\$ 280,961.86</b>	<b>\$ 22,431.75</b>	<b>\$ 807,242.62</b>	<b>\$ 282,836.17</b>	<b>\$ (114,470.21)</b>	<b>\$ 168,365.96</b>
<b>CASH EQUIVALENTS</b>										
Blackrock Liquidity Funds				-	205.00	-	-	205.00	-	205.00
<b>Subtotal</b>				<b>\$ -</b>	<b>\$ 205.00</b>	<b>\$ -</b>	<b>\$ -</b>	<b>\$ 205.00</b>	<b>\$ -</b>	<b>\$ 205.00</b>
<b>LAIF</b>										
Local Agency Investment Fund				22,131.99	22,131.99	-	7,440.31	7,440.31	-	7,440.31
<b>TOTAL</b>				<b>\$ 805,068.55</b>	<b>\$ 303,298.85</b>	<b>\$ 22,431.75</b>	<b>\$ 814,682.93</b>	<b>\$ 290,481.48</b>	<b>\$ (114,470.21)</b>	<b>\$ 176,011.27</b>



**Burbank-Glendale-Pasadena Airport Authority - PFC Account**  
**Statement of Investments**  
**As of 07/31/16**

Purchase Date	Type of Investment	CUSIP	Coupon	Maturity Date	Eff Mat. Date	Par Value	Purchase Cost	Market Value	Unrealized Gain/Loss	YTM	Days to Eff. Mat.	% Mkt Value
07/31/16	Columbia Treasury Reserves	097101307	0.000	07/31/16	07/31/16	\$ 595,600	\$ 595,600	\$ 595,600	\$ -	0.00%	0	2.64%
07/09/14	Caterpillar Financial Services	14912A4X6	2.050	08/01/16	08/01/16	135,000	138,074	135,000	(3,074)	2.03%	1	0.60%
07/09/14	Halliburton Company	406216BB6	1.000	08/01/16	08/01/16	100,000	100,516	100,000	(516)	1.00%	1	0.44%
05/06/16	Apple Inc	037833AP5	0.934	05/06/19	08/06/16	135,000	134,634	135,390	756	0.97%	6	0.60%
02/20/15	PNC Funding Corp	693476BM4	2.700	09/19/16	08/19/16	100,000	102,528	100,077	(2,451)	2.12%	19	0.44%
03/06/13	Coca-Cola Company (The)	191216AU4	1.800	09/01/16	09/01/16	200,000	207,142	200,211	(6,931)	0.61%	32	0.89%
03/02/16	Johnson & Johnson	478160BW3	0.943	03/01/19	09/01/16	160,000	160,136	160,549	413	0.91%	32	0.71%
04/26/16	Home Depot Inc	437076BJ0	1.023	09/15/17	09/15/16	100,000	100,397	100,325	(72)	0.84%	46	0.44%
01/21/15	General Electric Capital Corp	36962G6X7	1.363	04/02/18	10/02/16	185,000	186,693	186,157	(536)	1.10%	63	0.83%
01/21/16	Oracle Corporation	68389XAR6	1.260	01/15/19	10/15/16	125,000	125,299	125,828	529	1.08%	76	0.56%
10/05/15	Wells Fargo & Company	94974BFK1	1.345	04/23/18	10/23/16	175,000	175,592	175,483	(109)	1.24%	84	0.78%
05/06/15	Treasury Note	912828RM4	1.000	10/31/16	10/31/16	375,000	377,871	375,666	(2,205)	0.30%	92	1.67%
09/12/14	Procter & Gamble Co	742718ED7	0.750	11/04/16	11/04/16	125,000	124,960	125,028	68	0.66%	96	0.55%
07/09/14	Comcast Corporation	20030NAP6	6.500	01/15/17	01/15/17	150,000	165,457	153,819	(11,638)	0.95%	168	0.68%
09/12/14	Pfizer Inc	717081DD2	0.900	01/15/17	01/15/17	160,000	159,874	160,109	235	0.75%	168	0.71%
05/06/15	Treasury Note	912828SC5	0.875	01/31/17	01/31/17	350,000	351,859	350,779	(1,080)	0.43%	184	1.56%
04/26/16	Ace InA Holdings Inc	00440EAJ6	5.700	02/15/17	02/15/17	100,000	103,859	102,535	(1,324)	1.02%	199	0.45%
02/19/13	Walt Disney Company (The)	25468PCS3	1.125	02/15/17	02/15/17	160,000	159,987	160,331	344	0.74%	199	0.71%
03/19/12	FHLMC	3137EADC0	1.000	03/08/17	03/08/17	755,000	746,165	757,140	10,975	0.53%	220	3.36%
07/09/14	US Bancorp	91159HHD5	1.650	05/15/17	04/15/17	175,000	176,803	175,918	(885)	0.98%	258	0.78%
05/06/15	FNMA	3135G0JA2	1.125	04/27/17	04/27/17	300,000	302,598	301,213	(1,385)	0.58%	270	1.34%
09/12/14	State Street Corporation	857477AD5	5.375	04/30/17	04/30/17	110,000	119,523	113,622	(5,901)	0.97%	273	0.50%
07/07/14	FHLB	3133XKQX6	4.875	05/17/17	05/17/17	875,000	957,246	904,460	(52,786)	0.65%	290	4.01%
01/28/15	FHLB	313379DD8	1.000	06/21/17	06/21/17	700,000	704,816	702,101	(2,715)	0.66%	325	3.11%
10/17/12	Treasury Note	912828TG5	0.500	07/31/17	07/31/17	1,265,000	1,259,009	1,263,715	4,706	0.60%	365	5.60%
07/14/16	Duke Energy Florida LLC	341099CG2	5.800	09/15/17	09/15/17	100,000	105,632	105,251	(381)	1.10%	411	0.47%
03/17/15	FNMA Bench	3135G0ZL0	1.000	09/27/17	09/27/17	700,000	700,924	702,572	1,648	0.68%	423	3.11%
09/25/14	Treasury Note	912828TW0	0.750	10/31/17	10/31/17	940,000	932,264	941,469	9,205	0.62%	457	4.17%
06/01/16	Praxair Inc	74005PBC7	1.050	11/07/17	11/07/17	75,000	74,859	75,119	260	0.92%	464	0.33%
11/20/14	FHLB	3133XMQ87	5.000	11/17/17	11/17/17	450,000	501,998	474,914	(27,084)	0.71%	474	2.11%
09/10/14	FHLMC Reference Notes	3137EABA6	5.125	11/17/17	11/17/17	800,000	897,594	844,865	(52,729)	0.78%	474	3.75%
10/07/14	Metlife Inc	59156RBK3	1.903	12/15/17	12/15/17	100,000	100,663	100,792	129	1.32%	502	0.45%
07/09/14	Bank Of New York Mellon Corp	06406HCE7	1.300	01/25/18	12/25/17	100,000	98,925	100,373	1,448	1.05%	512	0.45%
07/07/14	FNMA Benchmark Notes	3135G0TG8	0.875	02/08/18	02/08/18	1,000,000	986,045	1,002,228	16,183	0.73%	557	4.44%

**Burbank-Glendale-Pasadena Airport Authority - PFC Account**  
**Statement of Investments**  
**As of 07/31/16**

Purchase Date	Type of Investment	CUSIP	Coupon	Maturity Date	Eff Mat. Date	Par Value	Purchase Cost	Market Value	Unrealized Gain/Loss	YTM	Days to Eff. Mat.	% Mkt Value
10/28/15	Exxon Mobil Corp	30231GAL6	1.305	03/06/18	03/06/18	100,000	100,776	100,581	(195)	0.94%	583	0.45%
06/25/16	FHLB	3130A4GJ5	1.125	04/25/18	04/25/18	555,000	559,246	558,421	(825)	0.77%	633	2.48%
09/25/15	Boeing Co	097023BE4	0.950	05/15/18	05/15/18	94,000	93,432	94,130	698	0.87%	653	0.42%
07/09/14	Merck & Co Inc	58933YAG0	1.300	05/18/18	05/18/18	150,000	148,778	151,398	2,620	0.78%	656	0.67%
06/29/16	Chevron Corp	166764AE0	1.718	06/24/18	05/24/18	100,000	100,985	101,331	346	1.01%	662	0.45%
02/18/15	Treasury Note	912828VE7	1.000	05/31/18	05/31/18	825,000	825,248	829,866	4,618	0.68%	669	3.68%
09/25/14	FHLMC	3137EABP3	4.875	06/13/18	06/13/18	750,000	834,773	806,897	(27,876)	0.78%	682	3.58%
04/21/16	Southern California Gas Company	842434CN0	1.550	06/15/18	06/15/18	125,000	125,896	126,021	125	1.11%	684	0.56%
02/29/16	Nevada Power Company	641423BW7	6.500	08/01/18	08/01/18	115,000	127,818	127,102	(716)	1.18%	731	0.56%
06/30/16	3M Company	88579YAP6	1.375	08/07/18	08/07/18	100,000	101,129	100,869	(260)	0.94%	737	0.45%
12/18/15	Berkshire Hathaway Finance Corp	084664BY6	2.000	08/15/18	08/15/18	165,000	167,603	168,257	654	1.02%	745	0.75%
12/10/15	Treasury Note	912828RE2	1.500	08/31/18	08/31/18	800,000	809,246	813,531	4,285	0.68%	761	3.61%
12/24/15	Simon Property Group LP	828807CQ8	2.200	02/01/19	11/01/18	97,000	97,924	99,209	1,285	1.27%	823	0.44%
01/21/16	Microsoft Corporation	5594918BF0	1.300	11/03/18	11/03/18	100,000	100,032	100,733	701	0.97%	825	0.45%
04/13/16	Commonwealth Edison Company	202795JC5	2.150	01/15/19	12/15/18	115,000	117,094	117,258	164	1.34%	867	0.52%
11/16/15	Treasury Note	912828A75	1.500	12/31/18	12/31/18	600,000	604,953	611,390	6,437	0.71%	883	2.71%
09/25/15	BB&T Corp	05531FAQ6	2.250	02/01/19	01/02/19	110,000	111,642	112,580	938	1.30%	885	0.50%
06/30/16	John Deere Capital Corp	24422ETE9	1.950	01/08/19	01/08/19	135,000	138,016	137,843	(173)	1.07%	891	0.61%
04/01/15	Treasury Note	912828SD3	1.250	01/31/19	01/31/19	900,000	905,625	911,953	6,328	0.71%	914	4.04%
01/14/16	IBM Corp	459200HT1	1.950	02/12/19	02/12/19	110,000	111,065	112,584	1,519	1.01%	926	0.50%
02/26/16	Cisco Systems Inc	17275RAE2	4.950	02/15/19	02/15/19	125,000	137,609	137,037	(572)	1.10%	929	0.61%
01/21/15	Union Pacific Corporation	907818DW5	2.250	02/15/19	02/15/19	115,000	118,266	118,058	(208)	1.19%	929	0.52%
07/11/16	JP Morgan Chase & CO	46625HQU7	1.850	03/22/19	02/22/19	190,000	192,383	192,114	(269)	1.42%	936	0.85%
09/15/14	Unitedhealth Group Inc	91324PCB6	1.625	03/15/19	03/15/19	100,000	98,472	101,094	2,622	1.20%	957	0.45%
04/20/16	Lowe's Companies Inc	548661DL8	1.150	04/15/19	04/15/19	110,000	109,881	110,913	1,032	0.84%	988	0.49%
09/12/14	Public Service Electric And Gas	74456QBG0	1.800	06/01/19	05/01/19	124,000	123,022	126,284	3,262	1.14%	1004	0.56%
01/21/15	Target Corporation	87612EBB1	2.300	06/26/19	06/26/19	110,000	113,227	113,691	464	1.12%	1060	0.50%
07/29/16	Treasury Note	912828WW6	1.625	07/31/19	07/31/19	400,000	409,531	410,000	469	0.78%	1095	1.82%
01/28/15	FNMA Bench	3135G0ZG1	1.750	09/12/19	09/12/19	740,000	749,249	759,038	9,789	0.91%	1138	3.37%
04/01/16	Treasury Note	912828F62	1.500	10/31/19	10/31/19	610,000	620,175	623,177	3,002	0.83%	1187	2.76%
05/26/15	Arizona Public Service Company	040555CR3	2.200	01/15/20	12/15/19	100,000	100,341	102,171	1,830	1.55%	1232	0.45%
01/11/16	Treasury Note	912828G95	1.625	12/31/19	12/31/19	760,000	771,928	779,861	7,933	0.85%	1248	3.46%
12/14/15	Pepsico Inc	713448BN7	4.500	01/15/20	01/15/20	140,000	153,849	155,237	1,388	1.28%	1263	0.69%
04/25/16	Medtronic Inc	585055BG0	2.500	03/15/20	03/15/20	130,000	134,471	135,325	854	1.34%	1323	0.60%

**Burbank-Glendale-Pasadena Airport Authority - PFC Account**  
**Statement of Investments**  
**As of 07/31/16**

Purchase Date	Type of Investment	CUSIP	Coupon	Maturity Date	Eff Mat. Date	Par Value	Purchase Cost	Market Value	Unrealized Gain/Loss	YTM	Days to Eff. Mat.	% Mkt Value
05/18/15	United Technologies Corporation	913017BR9	4.500	04/15/20	04/15/20	125,000	139,685	139,697	12	1.25%	1354	0.62%
09/25/15	American Express Credit Corp	0258M0DT3	2.375	05/26/20	04/25/20	125,000	126,660	128,230	1,570	1.67%	1364	0.57%
03/08/16	Public Service Company of Colorado	744448CD1	3.200	11/15/20	05/15/20	115,000	120,648	123,301	2,653	1.46%	1384	0.55%
04/21/16	Travelers Cos Inc	89417EAG4	3.900	11/01/20	11/01/20	100,000	109,436	109,461	25	1.59%	1554	0.49%
		<b>Subtotal</b>				<b>\$ 22,140,600</b>	<b>\$ 22,645,656</b>	<b>\$ 22,555,282</b>	<b>\$ (90,374)</b>	<b>0.79%</b>	<b>596</b>	<b>100.00%</b>
	PFC Bank Balance						<u>53,179</u>					
		<b>TOTAL</b>					<b>\$ 22,698,835</b>					



**Burbank-Glendale-Pasadena Airport Authority - PFC Account**  
**Earnings Report**  
**07/01/16-07/31/16**

Type of Investment	Type	Coupon	Maturity Date	Previous Accrual	Realized Interest For Period	Interest Paid At Purc/Recv	Current Accrual	Interest Earned	Amrt/Accrt For Period	Adjusted Total Int. Earned
<b>FIXED INCOME</b>										
JPMorgan Chase & Co	NOTE	3.150	07/05/16	2,849.00	2,913.75	-	-	64.75	(35.92)	28.83
Duke Energy Indiana Inc	NOTE	0.979	07/11/16	217.51	247.42	-	-	29.91	(3.51)	26.40
Caterpillar Financial Services	NOTE	2.050	08/01/16	1,153.13	-	-	1,383.75	230.62	(142.45)	88.17
Halliburton Company	NOTE	1.000	08/01/16	416.67	-	-	500.00	83.33	(21.91)	61.42
Coca-Cola Company (The)	NOTE	1.800	09/01/16	1,200.00	-	-	1,500.00	300.00	(170.72)	129.28
PNC Funding Corp	NOTE	2.700	09/19/16	765.00	-	-	990.00	225.00	(140.71)	84.29
Treasury Note	NOTE	1.000	10/31/16	631.79	-	-	947.69	315.90	(163.61)	152.29
Procter & Gamble Co	NOTE	0.750	11/04/16	148.44	-	-	226.56	78.12	1.55	79.67
Comcast Corporation	NOTE	6.500	01/15/17	4,495.83	4,875.00	-	433.34	812.51	(679.55)	132.96
Pfizer Inc	NOTE	0.900	01/15/17	664.00	720.00	-	64.00	120.00	0.84	120.84
Treasury Note	NOTE	0.875	01/31/17	1,278.85	1,531.25	-	8.32	260.72	(90.63)	170.09
Ace InA Holdings Inc	NOTE	5.700	02/15/17	2,153.33	-	-	2,628.33	475.00	(400.59)	74.41
Walt Disney Company (The)	MTN	1.125	02/15/17	680.00	-	-	830.00	150.00	0.27	150.27
FHLMC	NOTE	1.000	03/08/17	2,369.86	-	-	2,999.02	629.16	209.59	838.75
FNMA	NOTE	1.125	04/27/17	600.00	-	-	881.25	281.25	(109.62)	171.63
State Street Corporation	NOTE	5.375	04/30/17	1,001.83	-	-	1,494.55	492.72	(387.96)	104.76
US Bancorp	NOTE	1.650	05/15/17	368.96	-	-	609.59	240.63	(76.55)	164.08
FHLB	NOTE	4.875	05/17/17	5,213.55	-	-	8,768.23	3,554.68	(2,848.55)	706.13
FHLB	NOTE	1.000	06/21/17	191.26	-	-	784.15	592.89	(170.62)	422.27
Treasury Note	NOTE	0.500	07/31/17	2,641.21	3,162.50	-	17.19	538.48	250.85	789.33
Duke Energy Florida LLC	NOTE	5.800	09/15/17	-	-	1,917.22	2,191.11	273.89	(227.42)	46.47
Home Depot Inc	NOTE	1.023	09/15/17	45.44	-	-	133.49	88.05	(24.25)	63.80
FNMA Bench	NOTE	1.000	09/27/17	1,827.78	-	-	2,411.11	583.33	(30.46)	552.87
Treasury Note	NOTE	0.750	10/31/17	1,187.77	-	-	1,781.67	593.90	219.16	813.06
Praxair Inc	NOTE	1.050	11/07/17	118.13	-	-	183.75	65.62	8.20	73.82
FHLB	NOTE	5.000	11/17/17	2,750.00	-	-	4,625.00	1,875.00	(1,448.40)	426.60
FHLMC Reference Notes	NOTE	5.125	11/17/17	5,011.11	-	-	8,427.78	3,416.67	(2,574.45)	842.22
Mellife Inc	NOTE	1.903	12/15/17	84.58	-	-	243.16	158.58	(17.34)	141.24
Bank Of New York Mellon Corp	NOTE	1.300	01/25/18	563.33	650.00	-	21.67	108.34	26.46	134.80
FNMA Benchmark Notes	NOTE	0.875	02/08/18	3,475.70	-	-	4,204.86	729.16	337.87	1,067.03
Exxon Mobil Corp	NOTE	1.305	03/06/18	416.88	-	-	525.63	108.75	(27.45)	81.30
General Electric Capital Corp	NOTE	1.363	04/02/18	630.55	632.86	-	210.18	212.49	(48.99)	163.50
Wells Fargo & Company	NOTE	1.345	04/23/18	425.34	560.96	-	58.82	194.44	(20.64)	173.80

**Burbank-Glendale-Pasadena Airport Authority - PFC Account**  
**Earnings Report**  
**07/01/16-07/31/16**

Type of Investment	Type	Coupon	Maturity Date	Previous Accrual	Realized Interest For Period	Interest Paid At Purc/Recv	Current Accrual	Interest Earned	Amrt/Accrt For Period	Adjusted Total Int. Earned
FHLB	NOTE	1.125	04/25/18	1,144.69	-	-	1,665.00	520.31	(193.74)	326.57
Boeing Co	NOTE	0.950	05/15/18	114.10	-	-	188.53	74.43	18.09	92.52
Merck & Co Inc	NOTE	1.300	05/18/18	232.92	-	-	395.41	162.49	21.70	184.19
Treasury Note	NOTE	1.000	05/31/18	698.77	-	-	1,397.54	698.77	(37.09)	661.68
FHLMC	NOTE	4.875	06/13/18	1,828.13	-	-	4,875.00	3,046.87	(2,150.83)	896.04
Southern California Gas Company	NOTE	1.550	06/15/18	86.11	-	-	247.57	161.46	(34.73)	126.73
Chevron Corp	NOTE	1.718	06/24/18	33.41	-	-	176.57	143.16	(43.13)	100.03
Nevada Power Company	NOTE	6.500	08/01/18	3,114.58	-	-	3,737.50	622.92	(444.46)	178.46
3M Company	NOTE	1.375	08/07/18	550.00	-	-	664.58	114.58	(44.74)	69.84
Berkshire Hathaway Finance Corp	NOTE	2.000	08/15/18	1,246.66	-	-	1,521.66	275.00	(83.16)	191.84
Treasury Note	NOTE	1.500	08/31/18	4,010.87	-	-	5,021.74	1,010.87	(323.13)	687.74
Microsoft Corporation	NOTE	1.300	11/03/18	209.44	-	-	317.78	108.34	(0.96)	107.38
Treasury Note	NOTE	1.500	12/31/18	24.45	-	-	782.61	758.16	(133.63)	624.53
John Deere Capital Corp	NOTE	1.950	01/08/19	1,265.06	1,316.25	-	168.19	219.38	(99.65)	119.73
Commonwealth Edison Company	NOTE	2.150	01/15/19	1,140.10	1,236.25	-	109.89	206.04	(65.41)	140.63
Oracle Corporation	NOTE	1.260	01/15/19	323.06	381.81	-	74.39	133.14	(8.67)	124.47
Treasury Note	NOTE	1.250	01/31/19	4,697.81	5,625.00	-	30.57	957.76	(142.46)	815.30
BB&T Corp	NOTE	2.250	02/01/19	1,031.26	-	-	1,237.50	206.24	(48.56)	157.68
Simon Property Group LP	NOTE	2.200	02/01/19	889.17	-	-	1,067.00	177.83	(28.16)	149.67
IBM Corp	NOTE	1.950	02/12/19	828.21	-	-	1,006.96	178.75	(28.83)	149.92
Cisco Systems Inc	NOTE	4.950	02/15/19	2,337.50	-	-	2,853.13	515.63	(353.85)	161.78
Union Pacific Corporation	NOTE	2.250	02/15/19	977.50	-	-	1,193.15	215.65	(72.85)	142.80
Johnson & Johnson	NOTE	0.943	03/01/19	125.75	-	-	255.67	129.92	(4.01)	125.91
Unitedhealth Group Inc	NOTE	1.625	03/15/19	478.47	-	-	613.89	135.42	28.25	163.67
JP Morgan Chase & CO	NOTE	1.850	03/22/19	-	-	1,054.50	1,249.78	195.28	(50.64)	144.64
Lowes Companies Inc	NOTE	1.150	04/15/19	249.49	-	-	354.90	105.41	3.31	108.72
Apple Inc	NOTE	0.934	05/06/19	196.16	-	-	304.75	108.59	10.36	118.95
Public Service Electric And Gas	NOTE	1.800	06/01/19	186.00	-	-	372.00	186.00	15.51	201.51
Target Corporation	NOTE	2.300	06/26/19	35.14	-	-	245.97	210.83	(65.69)	145.14
Treasury Note	NOTE	1.625	07/31/19	-	3,250.00	3,214.29	17.66	53.37	(26.07)	27.30
FNMA Bench	NOTE	1.750	09/12/19	3,920.97	-	-	5,000.14	1,079.17	(167.18)	911.99
Treasury Note	NOTE	1.500	10/31/19	1,541.58	-	-	2,312.36	770.78	(241.14)	529.64
Treasury Note	NOTE	1.625	12/31/19	33.56	-	-	1,073.92	1,040.36	(274.60)	765.76
Arizona Public Service Company	NOTE	2.200	01/15/20	1,014.44	1,100.00	-	97.78	183.34	(6.24)	177.10

**Burbank-Glendale-Pasadena Airport Authority - PFC Account**  
**Earnings Report**  
**07/01/16-07/31/16**

Type of Investment	Type	Coupon	Maturity Date	Previous Accrual	Realized Interest For Period	Interest Paid At Purc/Recv	Current Accrual	Interest Earned	Amrt/Acrt For Period	Adjusted Total Int. Earned
Pepsico Inc	NOTE	4.500	01/15/20	2,905.00	3,150.00	-	280.00	525.00	(285.71)	239.29
Medtronic Inc	NOTE	2.500	03/15/20	956.95	-	-	1,227.78	270.83	(95.81)	175.02
United Technologies Corporation	NOTE	4.500	04/15/20	1,187.50	-	-	1,656.25	468.75	(247.94)	220.81
American Express Credit Corp	NOTE	2.375	05/26/20	150.09	-	261.25	536.02	124.68	(2.86)	121.82
Travelers Cos Inc	NOTE	3.900	11/01/20	650.00	-	-	975.00	325.00	(175.73)	149.27
Public Service Company of Colorado	NOTE	3.200	11/15/20	470.21	-	-	776.89	306.68	(113.14)	193.54
<b>Subtotal</b>				<b>\$ 86,461.94</b>	<b>\$ 31,353.05</b>	<b>\$ 6,447.26</b>	<b>\$ 96,167.23</b>	<b>\$ 34,611.08</b>	<b>\$ (14,805.09)</b>	<b>\$ 19,805.99</b>
<b>CASH EQUIVALENTS</b>										
Blackrock Liquidity Funds				-	168.45	-	-	168.45	-	168.45
<b>Subtotal</b>				<b>\$ -</b>	<b>\$ 168.45</b>	<b>\$ -</b>	<b>\$ -</b>	<b>\$ 168.45</b>	<b>\$ -</b>	<b>\$ 168.45</b>
<b>TOTAL</b>				<b>\$ 86,461.94</b>	<b>\$ 31,521.50</b>	<b>\$ 6,447.26</b>	<b>\$ 96,167.23</b>	<b>\$ 34,779.53</b>	<b>\$ (14,805.09)</b>	<b>\$ 19,974.44</b>

**BURBANK-GLENDALE-PASADENA AIRPORT AUTHORITY**

**SCHEDULE OF CASH RECEIPTS AND DISBURSEMENTS  
MONTH AND ONE MONTH ENDED JULY 31, 2016 AND 2015**

Monthly Performance					July 2016					Fiscal YTD Performance (July 2016)						
Actual \$ Jul 2016	Budget Jul 2016	Actual \$ Prior Year Jul 2015	Note	Variance Actual Vs. Budget		Actual \$ Fiscal YTD	Fiscal YTD Budget	Actual \$ Prior Year Fiscal YTD	Note	Variance Actual Vs. Budget		Actual \$ Fiscal YTD	Fiscal YTD Budget	Actual \$ Prior Year Fiscal YTD	Note	Variance Actual Vs. Budget
<b>OPERATING ACTIVITY</b>																
<b>CASH RECEIPTS FROM OPERATIONS</b>																
\$353,298	\$287,500	\$273,916	(2)	\$65,798	Landing/Fuel Fees	\$353,298	\$287,500	\$273,916	(2)	\$65,798	Landing/Fuel Fees	\$353,298	\$287,500	\$273,916	(2)	\$65,798
1,510,634	1,639,000	1,588,991	(3)	(128,366)	Parking Fees	1,510,634	1,639,000	1,588,991	(3)	(128,366)	Parking Fees	1,510,634	1,639,000	1,588,991	(3)	(128,366)
804,954	920,357	950,561	(4)	(115,403)	Rental Receipts - Terminal Building	804,954	920,357	950,561	(4)	(115,403)	Rental Receipts - Terminal Building	804,954	920,357	950,561	(4)	(115,403)
714,702	887,980	1,182,509	(5)	(173,278)	Rental Receipts - Other Buildings	714,702	887,980	1,182,509	(5)	(173,278)	Rental Receipts - Other Buildings	714,702	887,980	1,182,509	(5)	(173,278)
236,509	78,750	105,477	(6)	157,759	Other Receipts	236,509	78,750	105,477	(6)	157,759	Other Receipts	236,509	78,750	105,477	(6)	157,759
241,404	175,000	162,011	(7)	66,404	Investment Receipts - Treasurer/Other Interest Earned	241,404	175,000	162,011	(7)	66,404	Investment Receipts - Treasurer/Other Interest Earned	241,404	175,000	162,011	(7)	66,404
<u>\$3,861,501</u>	<u>\$3,988,587</u>	<u>\$4,263,465</u>	<u>(1)</u>	<u>(\$127,086)</u>		<u>\$3,861,501</u>	<u>\$3,988,587</u>	<u>\$4,263,465</u>	<u>(1)</u>	<u>(\$127,086)</u>		<u>\$3,861,501</u>	<u>\$3,988,587</u>	<u>\$4,263,465</u>	<u>(1)</u>	<u>(\$127,086)</u>
<b>CASH DISBURSEMENTS FROM OPERATIONS</b>																
(\$79,967)	(\$92,021)	(\$86,097)	(9)	\$12,054	Administrative Supplies & Costs	(\$79,967)	(\$92,021)	(\$86,097)	(9)	\$12,054	Administrative Supplies & Costs	(\$79,967)	(\$92,021)	(\$86,097)	(9)	\$12,054
(270,800)	(326,127)	(291,001)	(10)	55,327	Operating Supplies & Maintenance	(270,800)	(326,127)	(291,001)	(10)	55,327	Operating Supplies & Maintenance	(270,800)	(326,127)	(291,001)	(10)	55,327
(792,690)	(829,562)	(3,231,379)	(11)	36,872	Contractual Operating Costs	(792,690)	(829,562)	(3,231,379)	(11)	36,872	Contractual Operating Costs	(792,690)	(829,562)	(3,231,379)	(11)	36,872
(1,601,474)	(1,605,908)	(1,777,085)	(12)	4,434	Contractual Professional Services	(1,601,474)	(1,605,908)	(1,777,085)	(12)	4,434	Contractual Professional Services	(1,601,474)	(1,605,908)	(1,777,085)	(12)	4,434
(427,977)	(428,713)	(462,026)	(13)	736	Wages & Benefits	(427,977)	(428,713)	(462,026)	(13)	736	Wages & Benefits	(427,977)	(428,713)	(462,026)	(13)	736
(10,220)	(30,440)	(18,202)	(14)	20,220	Other Operating Costs	(10,220)	(30,440)	(18,202)	(14)	20,220	Other Operating Costs	(10,220)	(30,440)	(18,202)	(14)	20,220
(380,329)	(380,329)	(358,454)		0	Bond Debt Service - 2015 Bonds	(380,329)	(380,329)	(358,454)		0	Bond Debt Service - 2015 Bonds	(380,329)	(380,329)	(358,454)		0
(544,548)	(545,000)	(538,441)	(15)	452	Parking Tax	(544,548)	(545,000)	(538,441)	(15)	452	Parking Tax	(544,548)	(545,000)	(538,441)	(15)	452
<u>(\$4,108,005)</u>	<u>(\$4,238,100)</u>	<u>(\$6,762,685)</u>	<u>(8)</u>	<u>\$130,095</u>		<u>(\$4,108,005)</u>	<u>(\$4,238,100)</u>	<u>(\$6,762,685)</u>	<u>(8)</u>	<u>\$130,095</u>		<u>(\$4,108,005)</u>	<u>(\$4,238,100)</u>	<u>(\$6,762,685)</u>	<u>(8)</u>	<u>\$130,095</u>
<b>INCREASE (DECREASE) IN CASH FROM OPERATIONS</b>																
<u>(\$246,504)</u>	<u>(\$249,513)</u>	<u>(\$2,499,220)</u>		<u>\$3,009</u>		<u>(\$246,504)</u>	<u>(\$249,513)</u>	<u>(\$2,499,220)</u>		<u>\$3,009</u>		<u>(\$246,504)</u>	<u>(\$249,513)</u>	<u>(\$2,499,220)</u>		<u>\$3,009</u>
<b>FACILITY IMPROVEMENT / NOISE MITIGATION TRANSACTIONS</b>																
<b>CASH DISBURSEMENTS</b>																
(\$971)	(\$10,000)	(\$320,050)	(16)	\$9,029	Sound Insulation Program Costs	(\$971)	(\$10,000)	(\$320,050)	(16)	\$9,029	Sound Insulation Program Costs	(\$971)	(\$10,000)	(\$320,050)	(16)	\$9,029
(1,728,034)	(961,500)	(2,363,227)	(17)	(766,534)	Other Facility Improvement Program Project Costs	(1,728,034)	(961,500)	(2,363,227)	(17)	(766,534)	Other Facility Improvement Program Project Costs	(1,728,034)	(961,500)	(2,363,227)	(17)	(766,534)
0	0	(20,679)		0	Regional Intermodal Transportation Center	0	0	(20,679)		0	Regional Intermodal Transportation Center	0	0	(20,679)		0
<u>(\$1,729,005)</u>	<u>(\$971,500)</u>	<u>(\$2,703,956)</u>		<u>(\$757,505)</u>		<u>(\$1,729,005)</u>	<u>(\$971,500)</u>	<u>(\$2,703,956)</u>		<u>(\$757,505)</u>		<u>(\$1,729,005)</u>	<u>(\$971,500)</u>	<u>(\$2,703,956)</u>		<u>(\$757,505)</u>
<b>CASH RECEIPTS FROM FUNDING SOURCES</b>																
\$0	\$0	\$0	(16)	\$0	FAA Grants - Sound Insulation Program	\$0	\$0	\$0	(16)	\$0	FAA Grants - Sound Insulation Program	\$0	\$0	\$0	(16)	\$0
0	0	0	(18)	0	FAA Grants - Facility Improvement Program	0	0	0	(18)	0	FAA Grants - Facility Improvement Program	0	0	0	(18)	0
0	0	0	(19)	0	Other Grants	0	0	0	(19)	0	Other Grants	0	0	0	(19)	0
0	0	0	(20)	0	Passenger Facility Charge Receipts/Reserves	0	0	0	(20)	0	Passenger Facility Charge Receipts/Reserves	0	0	0	(20)	0
488,412	500,000	459,509	(21)	(11,588)	Facility Development Fund (Authority Reserves)	488,412	500,000	459,509	(21)	(11,588)	Facility Development Fund (Authority Reserves)	488,412	500,000	459,509	(21)	(11,588)
<u>\$488,412</u>	<u>\$500,000</u>	<u>\$459,509</u>		<u>(\$11,588)</u>		<u>\$488,412</u>	<u>\$500,000</u>	<u>\$459,509</u>		<u>(\$11,588)</u>		<u>\$488,412</u>	<u>\$500,000</u>	<u>\$459,509</u>		<u>(\$11,588)</u>
<b>INCREASE (DECREASE) - FACILITY / NOISE MITIGATION TRANSACTIONS</b>																
<u>(\$1,240,593)</u>	<u>(\$471,500)</u>	<u>(\$2,244,447)</u>		<u>(\$769,093)</u>		<u>(\$1,240,593)</u>	<u>(\$471,500)</u>	<u>(\$2,244,447)</u>		<u>(\$769,093)</u>		<u>(\$1,240,593)</u>	<u>(\$471,500)</u>	<u>(\$2,244,447)</u>		<u>(\$769,093)</u>
<b>NET ACTIVITY VS. BUDGET</b>																
<u>(\$1,487,097)</u>	<u>(\$721,013)</u>	<u>(\$4,743,667)</u>		<u>(\$766,084)</u>		<u>(\$1,487,097)</u>	<u>(\$721,013)</u>	<u>(\$4,743,667)</u>		<u>(\$766,084)</u>		<u>(\$1,487,097)</u>	<u>(\$721,013)</u>	<u>(\$4,743,667)</u>		<u>(\$766,084)</u>
<b>LESS USE OF AUTHORITY RESERVES</b>																
<u>(\$488,412)</u>	<u>(\$500,000)</u>	<u>(\$459,509)</u>		<u>\$11,588</u>		<u>(\$488,412)</u>	<u>(\$500,000)</u>	<u>(\$459,509)</u>		<u>\$11,588</u>		<u>(\$488,412)</u>	<u>(\$500,000)</u>	<u>(\$459,509)</u>		<u>\$11,588</u>
<b>NET INCREASE (DECREASE) IN CASH - TOTAL</b>																
<u>(\$1,975,509)</u>	<u>(\$1,221,013)</u>	<u>(\$5,203,176)</u>		<u>(\$754,496)</u>	<u>(see note below)</u>	<u>(\$1,975,509)</u>	<u>(\$1,221,013)</u>	<u>(\$5,203,176)</u>		<u>(\$754,496)</u>	<u>(see note below)</u>	<u>(\$1,975,509)</u>	<u>(\$1,221,013)</u>	<u>(\$5,203,176)</u>		<u>(\$754,496)</u>

Notes: The FY 2017 adopted budget approved use of \$7,680,000 of Authority Reserves to provide funding for the airport share of capital projects. See additional discussion at note 21.



## **BURBANK-GLENDALE-PASADENA AIRPORT AUTHORITY**

### **NOTES TO SCHEDULE OF CASH RECEIPTS AND DISBURSEMENTS MONTH AND ONE MONTH ENDED JULY 31, 2016 AND 2015**

#### **General Comments**

The Schedule of Cash Receipts and Disbursements ("Schedule") represents the cash basis activity for the month and fiscal year-end compared to the allocation of the annual adopted budget.

The Schedule consists of two sections: Operating Activity and Facility Improvement/Noise Mitigation Transactions. Receipts are shown as positive amounts and disbursements as negative amounts. Favorable budget variances are shown as positive amounts and unfavorable variances as negative amounts. Because this Schedule is on a cash basis, cash timing differences may contribute to budget variances.

The Operating Activity receipts include charges for services (parking, landing fees and concessions), tenant rents, fuel flowage fees, other revenues and investment receipts. The Operating Activity disbursements include costs of services, materials, contracts, personnel and debt service.

Facility Improvement / Noise Mitigation Transactions represent the activity for the Authority's capital program, which consists of (a) the Sound Insulation Program, (b) Other Facility Improvement Program Projects.

The FY 2017 Capital Program expenditures are primarily funded by the following sources:

- FAA-approved Passenger Facility Charge ("PFC") program receipts/reserves;
- Grants;
- Facility Development Funds (Authority Reserves).

The notes below provide additional information regarding the performance results detailed in the "Schedule of Cash Receipts and Disbursements."

A Supplemental Schedule of Cash Receipts and Disbursements reflecting the activities related to the Series 2012 Bond debt service and repayment to the Authority of the loans provided to the Rent-A-Car Companies ("RACs") for the Regional Intermodal Transportation Center / Consolidated Rental Car Facility is also presented.

#### **NOTE (1) – Cash Receipts from Operations**

Cash receipts from operations are under budget in July due to the timing of receipts of Parking fees, Terminal Building rents and in Other Building rents. On the accrual basis, operating revenue are favorably ahead of budget in July by \$153,563. See notes 2 through 7 for additional information regarding operating receipts.

#### **NOTE (2) – Landing/Fuel Fees**

Landing fees are based on landed weight of the aircraft. Fuel fees are charged at a rate of \$0.05 a gallon to non-signatory air carriers for fuel loaded at BUR. Landing fees and fuel fees performed ahead of the budget forecast in July. Accrual basis revenues for this line item are ahead of budget in July by \$22,841.

#### **NOTE (3) – Parking Fees**

Parking fee revenues are under of the budget forecast due to the timing of receipts. Accrual basis parking fees are under budget by \$32,907 in July 2016. Accrued August FYTD parking revenue are ahead of budget by \$8,839.

#### **NOTE (4) – Rental Receipts - Terminal Building**

Terminal Building rental receipts are under budget in July primarily due to the timing of receipts offset by additional concession revenues received above the minimum annual guarantee. Accrual basis terminal building rents are \$72,518 ahead of budget in July 2016

#### **NOTE (5) – Rental Receipts - Other Buildings**

Other Buildings rental receipts are under budget in July primarily due to the timing of receipts. Accrual basis other building rents are \$23,071 ahead of budget in July 2016.

(Continued)

## **BURBANK-GLENDALE-PASADENA AIRPORT AUTHORITY**

### **NOTES TO SCHEDULE OF CASH RECEIPTS AND DISBURSEMENTS MONTH AND ONE MONTH ENDED JULY 31, 2016 AND 2015**

**NOTE (6) – Other Receipts**

This category consists primarily of off-airport access fees and film location revenues. This line item favorably exceeds the budget in July primarily due to strong film location revenues. Accrual basis other revenues are \$44,187 ahead of budget in July 2016.

**NOTE (7) – Investment Receipts - Treasurer**

This line item represents cash received from the investment of funds. These receipts fluctuate in response to interest rate and portfolio balance changes and the timing of coupon payments and individual investment maturities and sales. Accrual basis investment income, including the interest earned on loans to Rent-A-Car Companies, exceeds the budget in July by \$23,853.

**NOTE (8) – Cash Disbursements from Operations**

Overall operating disbursements are favorably under budget in July. On an accrual basis operating disbursements are favorably within budget parameters. See additional information on operating disbursements in notes 9 through 15.

**NOTE (9) – Administrative Supplies & Costs**

This line item includes office supplies, printing, postage and delivery, office equipment service and lease, recruiting, membership, uniform, Commission meeting, conference and training costs.

**NOTE (10) – Operating Supplies & Maintenance**

This line item includes utilities, fuel, general repairs and maintenance, landscaping, supplies and telephone costs.

**NOTE (11) – Contractual Operating Costs**

This line item includes various contractual operating costs such as ARFF services, janitorial services, systems and vehicle repair, parking operations and the TBI Airport Management contract costs.

**NOTE (12) – Contractual Professional Services**

This line item includes various professional services such as legal, auditing, noise, financial and insurance.

**NOTE (13) – Wages and Benefits**

Wages and Benefits consist of payroll and fringe benefit costs for the Airport Police officers, and include the impact of the terms of the Memorandum of Understanding effective February 2014. Wages and benefits include overtime for film location services which are recovered through the related revenue.

**NOTE (14) – Other Operating Costs**

This line item includes public relations/advertising, air service retention, license and permits and bad debt expense.

**NOTE (15) – Parking Tax**

The 12% City of Burbank parking tax is paid quarterly for the prior three-month period. The amount paid in July 2016 of \$544,548 reflects the parking activity for the months of April, May and June.

**NOTE (16) – Sound Insulation Program**

The Sound Insulation program is funded primarily through FAA Airport Improvement Program ("AIP") grants and and Passenger Facility Charge ("PFC") fees. A Part 150 Study is under final FAA review and upon conclusion may result in eligible multi-family and an additional number of single family residences being added to the sound insulation program in the future.

(Continued)

**BURBANK-GLENDALE-PASADENA AIRPORT AUTHORITY****NOTES TO SCHEDULE OF CASH RECEIPTS AND DISBURSEMENTS  
MONTH AND ONE MONTH ENDED JULY 31, 2016 AND 2015****NOTE (17) – Other Facility Improvement Program Projects**

Several projects account for most of the Other Facility Improvement Program Projects expenditures: Taxiway B Reconstruction FY 2016 expenditures, Replacement Terminal Project and Emergency Back-Up Generator Project, the majority of which is for FY 2016 accrued project expenditures. The budget variance of \$766,534 is due to the timing of projects. See supplemental schedule attached for detail by project.

**NOTE (18) – FAA Grants – Other Facility Improvement Program Projects**

FAA Grants – Other Facility Improvement Program Projects are budgeted to fund several projects: Runway 8/26 EMAS Project, Runway 8/26 Rehabilitation Project and the Acquisition of Hollyona Property.

**NOTE (19) – Other Grants**

Other grants represent federal grants, other than FAA AIP grants, and local grants that fund or partially fund the Ground Access Study.

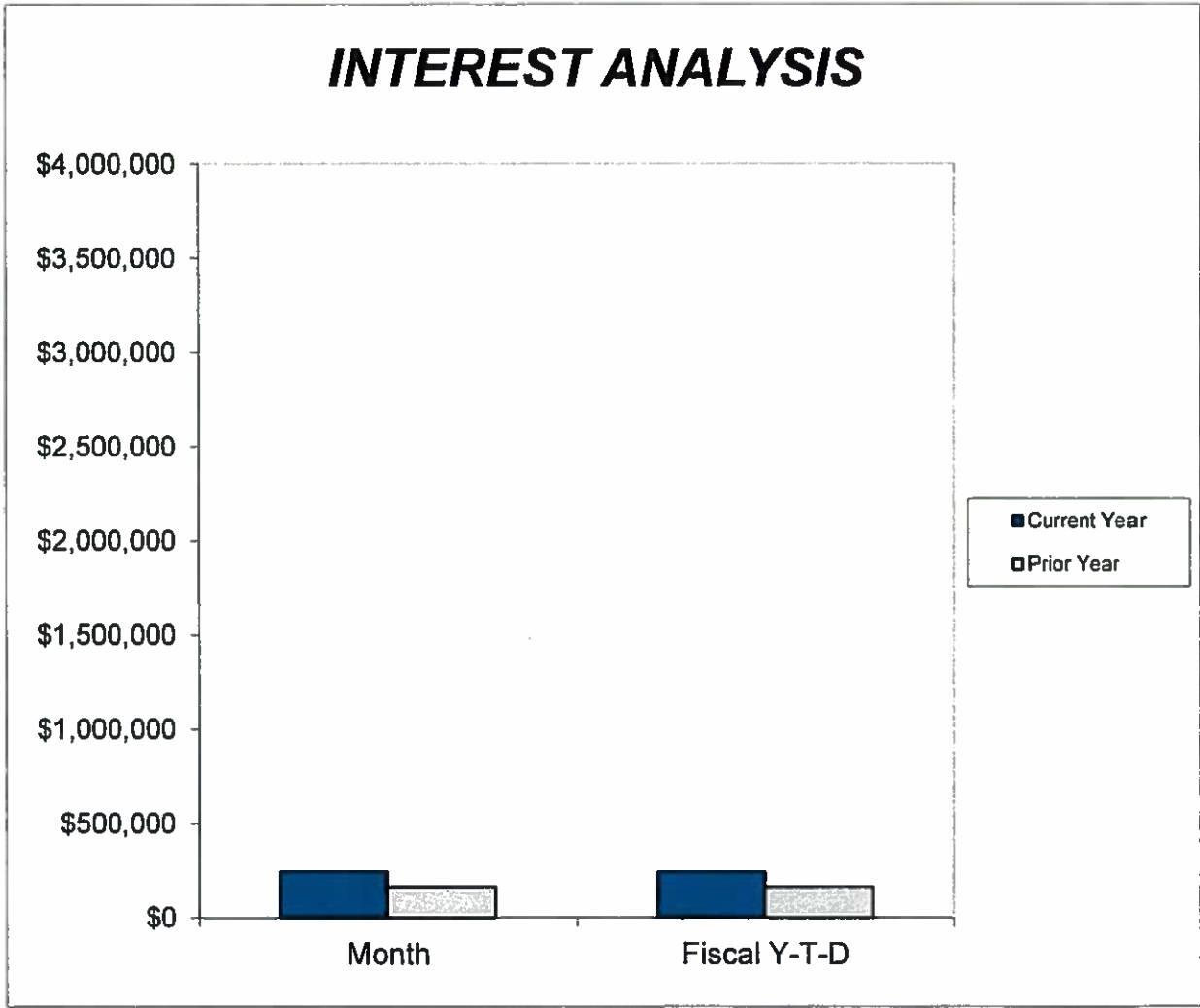
**NOTE (20) – Passenger Facility Charge Receipts/Reserves**

A number of capital projects are budgeted to be funded or partially funded by Passenger Facility Charges.

**NOTE (21) – Facility Development Fund (Authority Reserves)**

The FY 2017 adopted budget programmed the use of Authority Reserves as a funding source for the airport share of capital projects.

## **Burbank-Glendale-Pasadena Airport Authority**



	July 2016	July 2015
<b>Interest Receipts - - Month</b>	<b>\$241,404</b>	<b>\$162,011</b>
<b>Interest Receipts - - Fiscal Y-T-D</b>	<b>\$241,404</b>	<b>\$162,011</b>
<b>Month End Portfolio Balance</b>	<b>\$212,083,463</b>	<b>\$140,986,350</b>
<b>Yield to Maturity</b>	<b>0.79%</b>	<b>0.68%</b>

Supplement of the July 2016 Treasurer's Report

FY 2017 July FYTD Cash Disbursements

Facility Improvement / Noise Mitigation Transactions

**BURBANK-GLENDALE-PASADENA AIRPORT AUTHORITY**  
**FY 2017 Cash Disbursements - Facility Improvement / Noise Mitigation Transactions**

PROJECT DESCRIPTION	Annual Budgeted Cost	July Budgeted Cost	July Cash Basis FY 2017 Cost	July Budget Variance (Fav. / Unfav.)	Project Status at July 31, 2016
<b>BUILDING IMPROVEMENTS</b>					
Building #36 Server Room Upgrades	\$ 1,000,000	\$ -	\$ -	\$ -	Project under planning review
Hangar #34 Roof	500,000	-	-	-	Project under planning review
Maint. Dept. Electrical Service Upgrades	300,000	-	-	-	Project under planning review
Terminal High Voltage Electrical Upgrades	250,000	-	-	-	Project under planning review
HVAC Replacement: Bldg. #9	160,000	-	-	-	Project under planning review
Terminal Security Improvements	100,000	-	-	-	Project under planning review
Furnace Replacement: Building #10	90,000	-	-	-	Project under planning review
Elevator Replacement: Building #10	150,000	-	-	-	Project under planning review
LED Conversion	125,000	-	-	-	Project under planning review
Elevator Rehab.: Short Term Pkg. Structure	65,000	-	-	-	Project under planning review
Minor Building Improvements	250,000	-	-	-	Project under planning review
Terminal Carpet	-	-	429	(429)	Accrued FY 2016 project
<b>TOTAL BUILDING IMPROVEMENTS</b>	<b>\$ 2,990,000</b>	<b>\$ -</b>	<b>\$ 429</b>	<b>\$ (429)</b>	
<b>OTHER IMPROVEMENTS</b>					
Emergency Back-up Generator Replacement	\$ 400,000	\$ 400,000	\$ 1,014,184	\$ (614,184)	Initiated FY 2016 - completion FY 2017
Reclaimed Water Connection and Hydrant	105,000	-	-	-	Project under planning review
Wildlife Mitigation	60,000	-	-	-	Project under planning review
Storm Drain Filter Installation	50,000	-	-	-	Project under planning review
Airport Branding: Infrastructure/ Sign	250,000	-	-	-	Project under planning review
<b>TOTAL OTHER IMPROVEMENTS</b>	<b>\$ 865,000</b>	<b>\$ 400,000</b>	<b>\$ 1,014,184</b>	<b>\$ (614,184)</b>	
<b>IT / COMMUNICATIONS / SECURITY</b>					
Access Control / IET Replacement	\$ 1,200,000	\$ -	\$ -	\$ -	Project under planning review
DVSS SAN Replacement / Other Upgrades	1,075,000	-	-	-	Award of Contract October 2016
Network Switches	75,000	-	-	-	Project under planning review
Fiber Optic Installation: Phase 7	340,000	-	-	-	Project under planning review
Upgrade Phone / Voicemail System	150,000	-	-	-	Project under planning review
Firewall/Anitvirus Software	-	-	22,874	(22,874)	Accrued FY 2016 project
<b>TOTAL IT / COMMUNICATIONS / SECURITY</b>	<b>\$ 2,840,000</b>	<b>\$ -</b>	<b>\$ 22,874</b>	<b>\$ (22,874)</b>	
<b>EQUIPMENT</b>					
Maintenance Equipment	\$ 250,000	\$ -	\$ 49,625	\$ (49,625)	Accrued FY 2016 project
Replacement Wash Pad	25,000	-	-	-	Project under planning review
Express Lanes Parking (4)	100,000	-	-	-	Project initiated Fall 2016
<b>TOTAL EQUIPMENT</b>	<b>\$ 375,000</b>	<b>\$ -</b>	<b>\$ 49,625</b>	<b>\$ (49,625)</b>	
<b>RUNWAY / TAXIWAY / ROADWAY PROJECTS</b>					
Runway 8-26, 15-33 Rehabilitation Design	\$ 100,000	\$ 15,000	\$ 2,798	\$ 12,202	Design completion
Runway 8-26 and EMAS Rehabilitation	17,000,000	5,000	496	4,504	Construction initiated October 2016
RPZ Land Acquisition: Hollyona Property	1,800,000	500	76	424	Project under planning review
Obstruction Removal (multi-phase)	250,000	-	-	-	Project under planning review
Paving Replacement: Empire west of Clybourn	150,000	2,000	507	1,493	Project under planning review
Blast Fence: Clybourn Avenue	100,000	2,000	78	1,922	Project under planning review
Parking Improvements	300,000	1,000	741	259	Project under planning review
Paving Rehabilitation: Wash Rack	95,000	1,000	390	610	Project under planning review
Taxiway B Rehab.	-	-	373,871	(373,871)	Accrued FY 2016 project
Runway Airfield Lighting	-	-	1,287	(1,287)	Accrued FY 2016 project
Rway Shoulder Rehab.	-	-	17	(17)	Accrued FY 2016 project
<b>TOTAL RUNWAY / TAXIWAY / ROADWAY</b>	<b>\$ 19,795,000</b>	<b>\$ 26,500</b>	<b>\$ 380,261</b>	<b>\$ (353,761)</b>	
<b>NOISE MITIGATION</b>					
Residential Acoustical Treatment Program	\$ 500,000	\$ 10,000	\$ 971	\$ 9,029	Pending program review
<b>TOTAL NOISE MITIGATION</b>	<b>\$ 500,000</b>	<b>\$ 10,000</b>	<b>\$ 971</b>	<b>\$ 9,029</b>	
<b>DEVELOPMENT</b>					
Replacement Terminal Development	\$ 4,500,000	\$ 450,000	\$ 182,519	\$ 267,481	Ongoing
Transportation Planning	100,000	10,000	8,457	1,543	Ongoing
B6 Trust Property Disposal	-	-	18,726	(18,726)	Accrued FY 2016 sale transaction
<b>TOTAL DEVELOPMENT</b>	<b>\$ 4,600,000</b>	<b>\$ 460,000</b>	<b>\$ 209,702</b>	<b>\$ 250,298</b>	
<b>O &amp; M CAPITAL</b>	<b>\$ 398,200</b>	<b>\$ 75,000</b>	<b>\$ 50,959</b>	<b>\$ 24,041</b>	Ongoing
<b>Total</b>	<b>\$ 32,363,200</b>	<b>\$ 971,500</b>	<b>\$ 1,729,005</b>	<b>\$ (757,505)</b>	

**BURBANK-GLENDALE-PASADENA AIRPORT AUTHORITY  
FINANCE AND ADMINISTRATION COMMITTEE  
NOVEMBER 14, 2016  
COMMITTEE PENDING ITEMS**

Current

1. Vacant Aviation Hangars and Market Conditions

Future

1. CMIA Quarterly Investment Review
2. Approval of TSA OTA for Utilities and Janitorial Cost Reimbursement
3. Award of Aviation Ramp Ground Lease, Yucaipa Companies, LLC
4. Award of Aviation Ramp Ground Lease, United Parcel Service, Inc.
5. Ground Lease Renewal; Hertz Equipment Rental Corporation
6. Hangar Lease Renewal; GTC Management Services Inc.
7. Market Conditions Analysis – Hangar Facilities
8. New Branding Food & Beverage Concession