

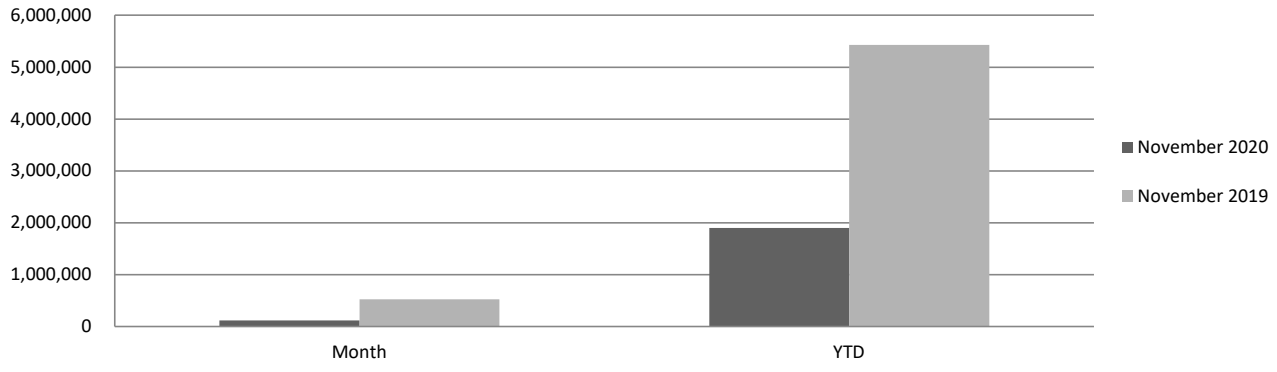


# Hollywood Burbank Airport

AIR CARGO (lbs.)	November			January - November		
	2020	2019	% Change	2020	2019	% Change
-----						
Signatory Airlines						
-----						
Alaska Airlines	1,669	568	193.84%	7,150	8,493	-15.81%
American Airlines	1,592	0	N/A	2,793	213	1211.27%
Delta Airlines	0	0	N/A	49,078	150	32618.67%
JetBlue Airways						
Southwest Airlines	133,092	170,011	-21.72%	1,291,370	1,761,384	-26.68%
Spirit Airlines						
United Airlines	0	3,312	-100.00%	1,106	54,464	-97.97%
-----						
Other Scheduled Carriers						
-----						
Federal Express	4,633,041	3,984,668	16.27%	47,602,485	47,206,045	0.84%
United Parcel Service	3,854,909	3,979,312	-3.13%	49,920,913	44,887,958	11.21%
-----						
Charter/Contract Carriers						
-----						
AirNet Express	0	0	N/A	0	0	N/A
Ameriflight	224,348	214,841	4.43%	2,988,524	2,631,675	13.56%
	-----	-----	-----	-----	-----	-----
<b>Total Air Cargo</b>	<b>8,848,651</b>	<b>8,352,712</b>	<b>5.94%</b>	<b>101,863,419</b>	<b>96,550,382</b>	<b>5.50%</b>
	=====	=====	=====	=====	=====	=====
Inbound (deplaned)	4,353,240	4,256,725	2.27%	52,947,087	47,415,226	11.67%
Outbound (enplaned)	4,495,411	4,095,987	9.75%	48,916,332	49,135,156	-0.45%

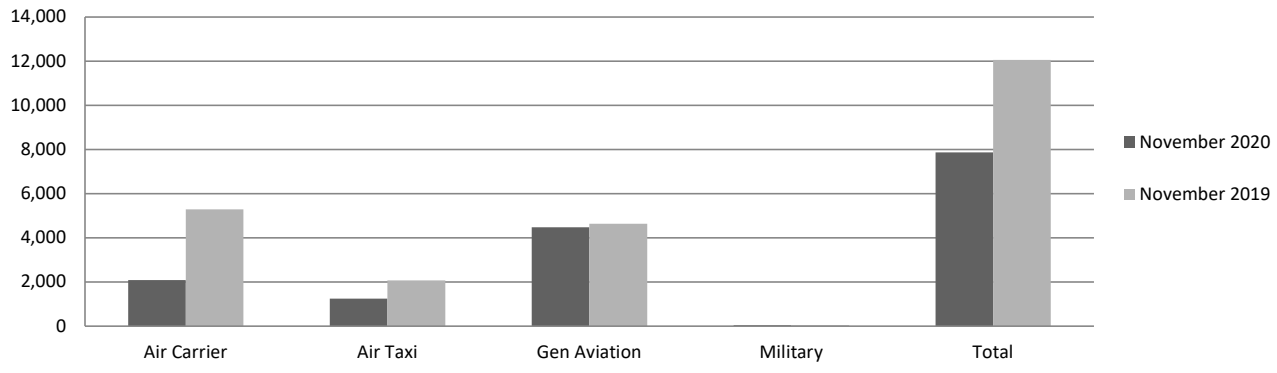
MAIL (lbs.)	November			January - November		
	2020	2019	% Change	2020	2019	% Change
-----						
American Airlines	0	0	N/A	6,032	0	N/A
	-----	-----	-----	-----	-----	-----
<b>Total Mail</b>	<b>0</b>	<b>0</b>	<b>N/A</b>	<b>6,032</b>	<b>0</b>	<b>N/A</b>
	=====	=====	=====	=====	=====	=====
Inbound (deplaned)	0	0	N/A	3,016	0	N/A
Outbound (enplaned)	0	0	N/A	3,016	0	N/A

### Revenue Passengers



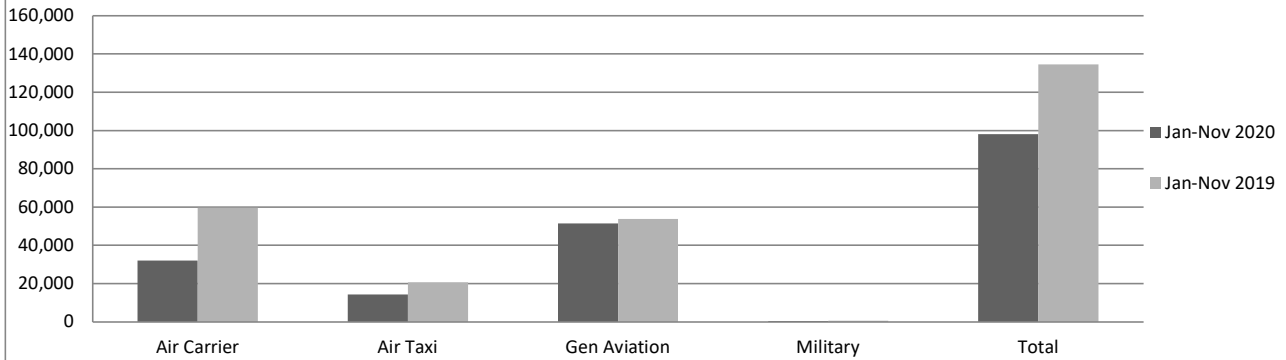
Revenue Passengers	Month	YTD
November 2020	118,111	1,899,901
November 2019	525,279	5,429,217
% Change	-77.51%	-65.01%

### Aircraft Operations - Month



Aircraft Operations - MO	Air Carrier	Air Taxi	Gen Aviation	Military	Total
November 2020	2,091	1,256	4,480	41	7,868
November 2019	5,298	2,070	4,643	43	12,054
% Change	-60.53%	-39.32%	-3.51%	-4.65%	-34.73%

### Aircraft Operations - Year-to-Date



Aircraft Operations - YTD	Air Carrier	Air Taxi	Gen Aviation	Military	Total
Jan-Nov 2020	31,974	14,279	51,485	402	98,140
Jan-Nov 2019	59,620	20,672	53,731	495	134,518
% Change	-46.37%	-30.93%	-4.18%	-18.79%	-27.04%