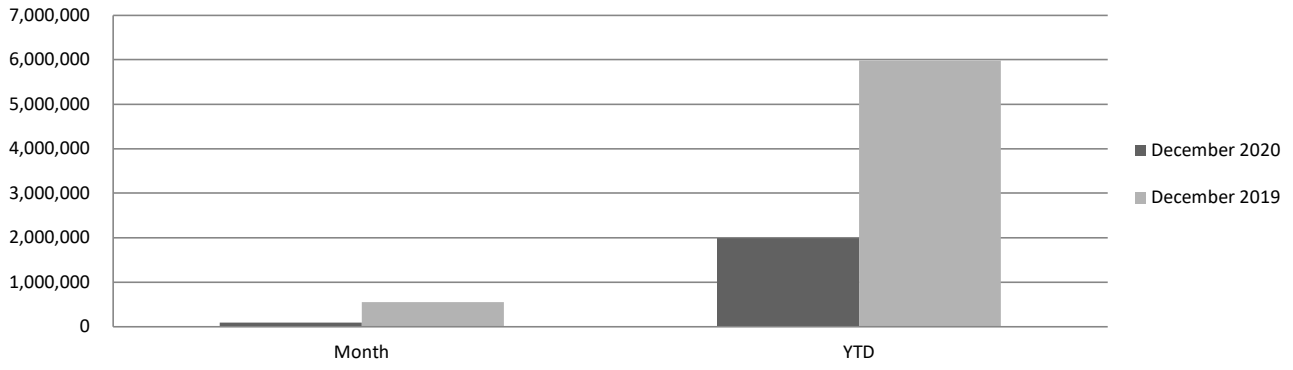


Hollywood Burbank Airport

AIR CARGO (lbs.)	December			January - December		
	2020	2019	% Change	2020	2019	% Change
Signatory Airlines						
Alaska Airlines	1,400	216	548.15%	8,550	8,709	-1.83%
American Airlines	0	0	N/A	2,793	213	1211.27%
Delta Airlines	0	0	N/A	49,078	150	32618.67%
JetBlue Airways						
Southwest Airlines	103,208	135,125	-23.62%	1,394,578	1,896,509	-26.47%
Spirit Airlines						
United Airlines	0	2,245	-100.00%	1,106	56,709	-98.05%
Other Scheduled Carriers						
Federal Express	5,152,109	4,131,466	24.70%	52,754,594	51,337,511	2.76%
United Parcel Service	5,699,739	4,954,376	15.04%	55,620,652	49,842,334	11.59%
Charter/Contract Carriers						
AirNet Express	0	0	N/A	0	0	N/A
Ameriflight	312,169	273,591	14.10%	3,300,693	2,905,266	13.61%
Total Air Cargo	11,268,625	9,497,019	18.65%	113,132,044	106,047,401	6.68%
Inbound (deplaned)	5,647,383	4,877,011	15.80%	58,594,470	52,292,237	12.05%
Outbound (enplaned)	5,621,242	4,620,008	21.67%	54,537,574	53,755,164	1.46%

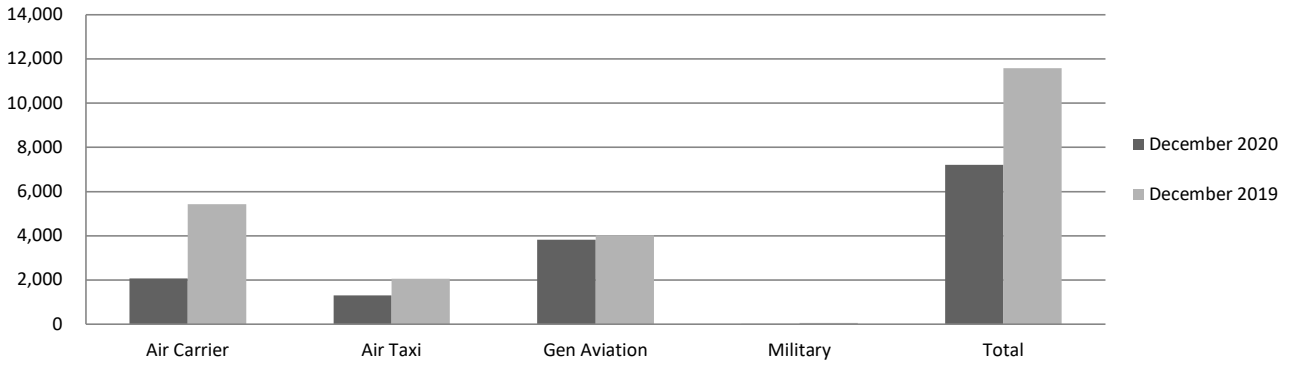
MAIL (lbs.)	December			January - December		
	2020	2019	% Change	2020	2019	% Change
American Airlines	0	0	N/A	6,032	0	N/A
Total Mail	0	0	N/A	6,032	0	N/A
Inbound (deplaned)	0	0	N/A	3,016	0	N/A
Outbound (enplaned)	0	0	N/A	3,016	0	N/A

Revenue Passengers



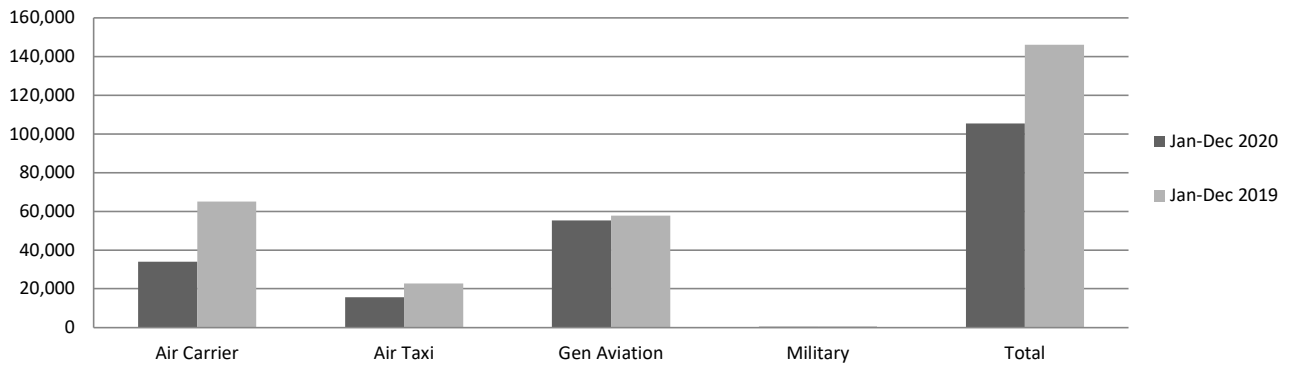
Revenue Passengers	Month	YTD
December 2020	95,447	1,995,348
December 2019	554,520	5,983,737
% Change	-82.79%	-66.65%

Aircraft Operations - Month



Aircraft Operations - MO	Air Carrier	Air Taxi	Gen Aviation	Military	Total
December 2020	2,070	1,303	3,824	20	7,217
December 2019	5,438	2,062	4,019	58	11,577
% Change	-61.93%	-36.81%	-4.85%	-65.52%	-37.66%

Aircraft Operations - Year-to-Date



Aircraft Operations - YTD	Air Carrier	Air Taxi	Gen Aviation	Military	Total
Jan-Dec 2020	34,044	15,582	55,309	422	105,357
Jan-Dec 2019	65,058	22,734	57,750	553	146,095
% Change	-47.67%	-31.46%	-4.23%	-23.69%	-27.88%