

# Hollywood Burbank Airport

## REVENUE PASSENGERS

	March			January - March		
	2022	2021	% Change	2022	2021	% Change
Signatory Airlines						
Alaska Airlines	25,238	14,913	69.23%	80,935	29,615	173.29%
American Airlines	29,780	16,707	78.25%	74,478	35,014	112.71%
Avelo Airlines	35,016	0	N/A	83,953	0	N/A
Delta Airlines	16,285	8,519	91.16%	41,053	19,977	105.50%
Flair Airlines	987	0	N/A	1,754	0	N/A
Frontier Airlines	8,537	0	N/A	26,371	0	N/A
JetBlue Airways	13,867	0	N/A	30,140	0	N/A
Southwest Airlines	331,679	92,820	257.34%	779,842	182,479	327.36%
Spirit Airlines	8,072	1,909	322.84%	20,724	5,762	259.67%
United Airlines	11,583	2,449	372.97%	31,876	6,429	395.82%
<b>Total Revenue Passengers</b>	<b>481,044</b>	<b>137,317</b>	<b>250.32%</b>	<b>1,171,126</b>	<b>279,276</b>	<b>319.34%</b>
Inbound (deplaned)	240,810	68,664	250.71%	585,529	141,426	314.02%
Outbound (enplaned)	240,234	68,653	249.92%	585,597	137,850	324.81%

## AIRCRAFT OPERATIONS

	March			January - March		
	2022	2021	% Change	2022	2021	% Change
<b>Landings &amp; Takeoffs</b>						
Air Carrier	5,288	2,273	132.64%	15,070	5,547	171.68%
Air Taxi	1,893	1,427	32.66%	5,316	3,746	41.91%
General Aviation	2,335	2,152	8.50%	6,660	5,838	14.08%
Military Itinerant	23	30	-23.33%	82	79	3.80%
<b>Subtotal</b>	<b>9,539</b>	<b>5,882</b>	<b>62.17%</b>	<b>27,128</b>	<b>15,210</b>	<b>78.36%</b>
<b>Pass Through BUR Airspace</b>						
Civil Local	2,719	3,294	-17.46%	7,186	9,147	-21.44%
Military Local	0	0	N/A	0	0	N/A
<b>Subtotal</b>	<b>2,719</b>	<b>3,294</b>	<b>-17.46%</b>	<b>7,186</b>	<b>9,147</b>	<b>-21.44%</b>
<b>Total Aircraft Operations</b>	<b>12,258</b>	<b>9,176</b>	<b>33.59%</b>	<b>34,314</b>	<b>24,357</b>	<b>40.88%</b>

**Air Carrier:** Scheduled commercial air carrier operations; including cargo operators

**Air Taxi:** Smaller aviation operators such as charters, commuter carriers or on-demand operators

**General Aviation:** Civil aviation operations for personal use

**Military Itinerant:** Military aviation activities

**Civil Local:** Civil aviation operations that pass through BUR airspace monitored by FAA ATCT at BUR

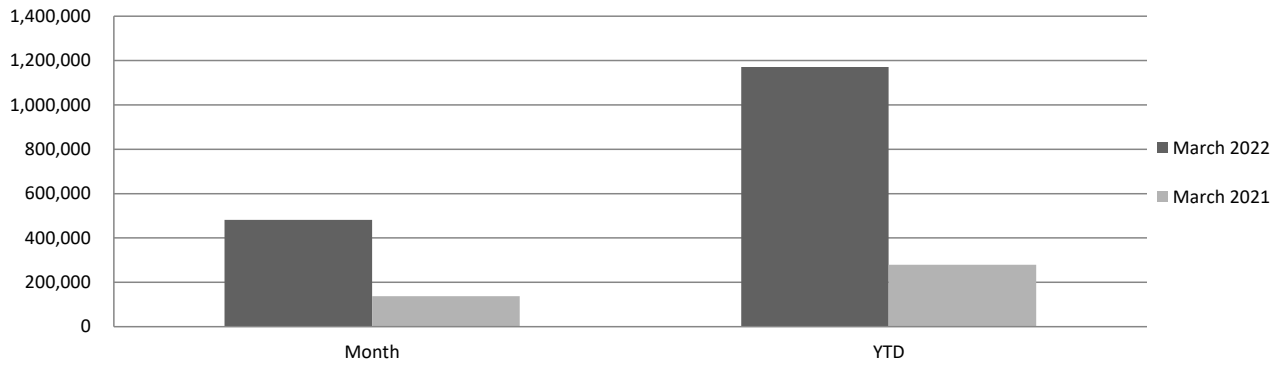
**Military Local:** Military aviation operations that pass through BUR airspace monitored by FAA ATCT at BUR

# Hollywood Burbank Airport

AIR CARGO (lbs.)	March			January - March		
	2022	2021	% Change	2022	2021	% Change
Signatory Airlines						
Alaska Airlines	264	385	-31.43%	2,092	1,656	26.33%
American Airlines	0	0	N/A	310	0	N/A
Avelo Airlines						
Delta Airlines						
Flair Airlines						
Frontier Airlines						
JetBlue Airways						
Southwest Airlines	319,575	140,659	127.20%	864,990	311,895	177.33%
Spirit Airlines						
United Airlines						
Other Scheduled Carriers						
Federal Express	4,471,002	5,375,112	-16.82%	11,321,774	13,921,362	-18.67%
United Parcel Service	4,469,277	4,558,878	-1.97%	12,007,982	11,898,054	0.92%
Charter/Contract Carriers						
Ameriflight	187,606	239,268	-21.59%	518,171	582,885	-11.10%
<b>Total Air Cargo</b>	<b>9,447,724</b>	<b>10,314,302</b>	<b>-8.40%</b>	<b>24,715,319</b>	<b>26,715,852</b>	<b>-7.49%</b>
Inbound (deplaned)	4,687,861	5,134,200	-8.69%	12,322,062	13,297,490	-7.34%
Outbound (enplaned)	4,759,863	5,180,102	-8.11%	12,393,257	13,418,362	-7.64%

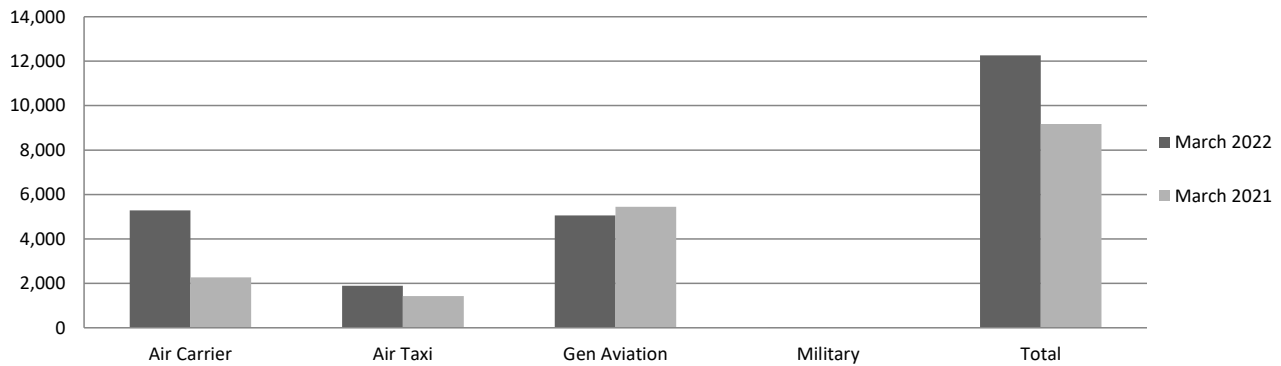
MAIL (lbs.)	March			January - March		
	2022	2021	% Change	2022	2021	% Change
	0	0	N/A	N/A	0	N/A
<b>Total Mail</b>	<b>0</b>	<b>0</b>	<b>N/A</b>	<b>N/A</b>	<b>0</b>	<b>N/A</b>
Inbound (deplaned)	0	0	N/A	N/A	0	N/A
Outbound (enplaned)	0	0	N/A	N/A	0	N/A

### Revenue Passengers



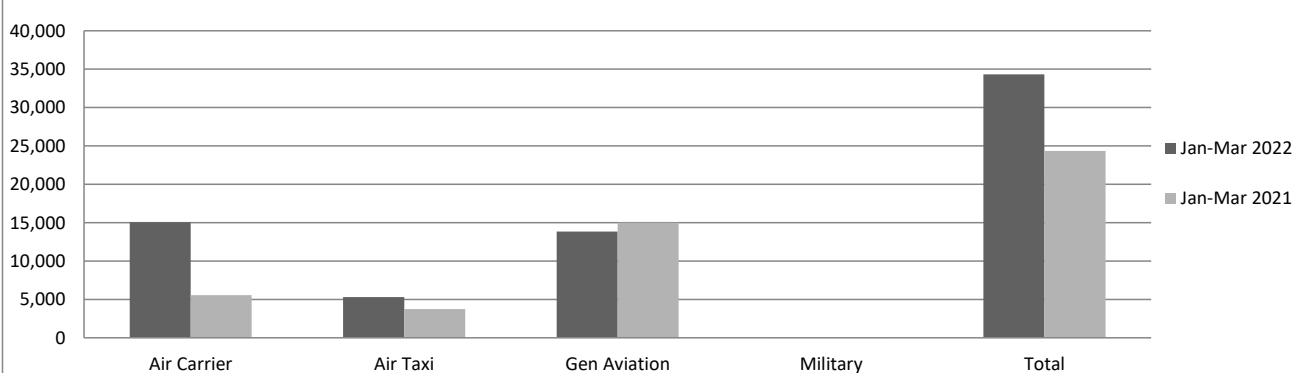
Revenue Passengers	Month	YTD
March 2022	481,044	1,171,126
March 2021	137,317	279,276
% Change	250.32%	319.34%

### Aircraft Operations - Month



Aircraft Operations - MO	Air Carrier	Air Taxi	Gen Aviation	Military	Total
March 2022	5,288	1,893	5,054	23	12,258
March 2021	2,273	1,427	5,446	30	9,176
% Change	132.64%	32.66%	-7.20%	-23.33%	33.59%

### Aircraft Operations - Year-to-Date



Aircraft Operations - YTD	Air Carrier	Air Taxi	Gen Aviation	Military	Total
Jan-Mar 2022	15,070	5,316	13,846	82	34,314
Jan-Mar 2021	5,547	3,746	14,985	79	24,357
% Change	171.68%	41.91%	-7.60%	3.80%	40.88%